



Department	Name of Faculty Qualification IMR Number	Current Designation & Date of Promotion	Nature of employment Regular/permanent or contract/outsourced	Details of Service in the Last 5 years				Year	Number of lectures taken/year. Topics covered	Name of Lecture Topics
				Institution	Designation	From	To			
Pathology										
1	Dr. Gore Charusheela R. MBBS, MD	Professor & HOD 01-05-09	Regular	Dr.D.Y.Patil Medical College, Pune	Professor	01-05-09	till date	2017	2	Neoplasia –Lab Diagnosis/Biology Neoplasia-Staging, Spread
								2018	9	Hemolytic Anemia –III Idiopathic inflammatory bowel disease Tumors of lower GIT Kidney -Glomerulonephritis I Glomerulonephritis II Disorders of the Liver - Hepatitis Tumors of cervix and uterus Neoplasia –Lab Diagnosis/Biology Neoplasia-Staging, Spread
								2019	5	Idiopathic inflammatory bowel disease Neoplasia –Lab Diagnosis/Biology Neoplasia-Staging, Spread Idiopathic inflammatory bowel disease Tumors of lower GIT
								2020	5	Neoplasia –Lab Diagnosis/Biology Neoplasia-Staging, Spread Tumors of lower GIT Idiopathic inflammatory bowel disease Neoplasia-Staging, Spread Tumors of cervix and uterus
								2021	6	Neoplasia-Staging, Spread, Paraneoplastic syndromes Neoplasia –Lab Diagnosis & Basic diagnostic cytology, Biology Haemolytic Anemias=I Haemolytic Anemias=II Idiopathic inflammatory bowel disease Pyelonephritis/interstitial nephritis, hydronephrosis and obstructive uropathy Tumours of kidney & bladder
	11555									
2	Dr. (Col) Harsh Kumar MBBS, MD 2009123853	Professor	Regular	Dr.D.Y.Patil Medical College, Pune	Professor	14-09-10	till date			
								2016	13	Leprosy Syphilis Acute leukaemias-I Acute leukaemias-II Gastritis Enteric fever Other ulcerative lesions of GIT- TB,Bacillary dysentery,Amoebic Cirrhosis (Non alcoholic) Bone , Cartilage and Joints – Non – Neoplastic Bone , Cartilage and Joints –Neoplastic Integreted Teaching (Enteric Fever)
								2017	11	Leprosy Syphilis Acute leukaemias-I Acute leukaemias-II Gastritis Enteric fever

  
**DEAN**  
 Dr. D. Y. Patil Medical College,  
 Pimpri, Pune - 411018.

Department	Name of Faculty Qualification IMR Number	Current Designation & Date of Promotion	Nature of employment Regular/permanent or contract/outsourced	Details of Service in the Last 5 years				Year	Number of lectures taken/year. Topics covered	Name of Lecture Topics
				Institution	Designation	From	To			
									Other ulcerative lesions of GIT- TB,Bacillary dysentery,Amoebic Cirrhosis (Non alcoholic) Bone , Cartilage and Joints – Non – Neoplastic	
							2018	11	Leprosy Repair-I Repair-II Thrombosis Embolism Infarction Leprosy Syphilis Neoplasia-Carcinogenesis II Neoplasia-Staging, Spread Syphilis	
							2019	5	Leprosy Syphilis white cells Disorders Acute Lukemia-I & II Enteric fever (Integreted Teaching )	
							2020	4	Leprosy Syphilis Acute Lukemia-I &II Enteric fever (Integreted Teaching )	
							2021	7	Introduction to Hematology/Hematopoiesis, Classification & general features of anaemia, extra medullary hematopoiesis. Microcytic anemias Macrocytic Anaemias Nephrotic syndrome & nephritic syndrome Renal failure acute and chronic/RFT Non neoplastic and neoplastic lesions of cervix and uterus Ovarian tumours	
3	Dr. Chandanwale S. S. MBBS, MD 60116	Professor 01-09-04	Regular	Dr.D.Y.Patil Medical College, Pune	Professor	01-09-04	till date	2016	5	Tumors of lung Lymph node and Spleen – Neoplastic I Lymph node and Spleen – Neoplastic II Diabetes mellitus – I Diabetes mellitus – II
								2017	3	Tumors of lung Tumors of lung Lymph node and Spleen – Neoplastic II
								2018	2	Repair-I Repair-II
								2019	7	Repair-I Repair-II Tumors of lung Pneumonia and lung abscess(Integrated Teaching ) Tumors of lung

  
**DEAN**  
 Dr. D. Y. Patil Medical College,  
 Pimpri, Pune - 411018.

Department	Name of Faculty Qualification IMR Number	Current Designation & Date of Promotion	Nature of employment Regular/permanent or contract/outsourced	Details of Service in the Last 5 years				Year	Number of lectures taken/year. Topics covered	Name of Lecture Topics
				Institution	Designation	From	To			
									COPD /Obstructive Pulmonary Diseases Occupational lung diseases	
							2020	9	Repair-I Repair-II COPD /Obstructive Pulmonary Diseases Occupational lung diseases Pneumonia and lung abscess(Integrated Teaching ) Tumors of lung Lymph node and Spleen – Neoplastic I Lymph node and Spleen – Neoplastic II Bone , Cartilage and Joints – Neoplastic	
							2021	5	Lymph node and Spleen – Non neoplastic diseases Lymph node and Spleen – Neoplastic diseases Pneumonia and lung abscess COPD /Obstructive Pulmonary Diseases Occupational lung diseases	
4	Dr. Archana C. Buch MBBS, MD 73793	Professor 01-05-09	Regular	Dr.D.Y.Patil Medical College, Pune	Professor	01-05-09	till date			
							2016	5	Acute Inflammation-I Acute Inflammation-II white cells Disorders Neoplasia –Lab Diagnosis/Biology Lesions of oral cavity and salivary gland	
							2017	8	Neoplasia-Carcinogenesis I Kidney -Glomerulonephritis I Acute Inflammation-I Acute Inflammation-II white cells Disorders Neoplasia –Lab Diagnosis/Biology Lesions of oral cavity and salivary gland Neoplasia-Carcinogenesis	
							2018	6	Chronic leukaemias Neoplasia-Carcinogenesis II Glomerulonephritis II (systemic manifestations) Chronic leukaemias Other Myeloproliferative disorders Acute Inflammation-I	
							2019	4	Acute Inflammation-II Chronic leukaemias Tumors of kidney & pelvis Ovarian tumors	
							2020	2	Infarction, Haemorrhage& Shock Neoplasia-Carcinogenesis – (oncogenesis & molecular basis)	
							2021	3	Neoplasia-Carcinogenesis – (chemical, viral, radiation) Acute leukaemias Chronic leukaemias	
5	Dr. Arpana Dharwadkar MBBS, MD 70884	Professor 01-06-20	Regular	Dr.D.Y.Patil Medical College,Pune	Asst.Prof	12-07-10	31-05-16			
				Dr.D.Y.Patil Medical College,Pune	Asso.Prof	01-06-16	31-05-20			
				Dr.D.Y.Patil Medical College,Pune	Professor	01-06-20	till date	2016	5	Amyloidosis, Paraproteinemia (Multiple myeloma), Hemorrhagic disorders-I,

  
**DEAN**  
 Dr. D. Y. Patil Medical College,  
 Pimpri, Pune - 411018.

Department	Name of Faculty Qualification IMR Number	Current Designation & Date of Promotion	Nature of employment Regular/permanent or contract/outsourced	Details of Service in the Last 5 years				Year	Number of lectures taken/year. Topics covered	Name of Lecture Topics
				Institution	Designation	From	To			
									Hemorrhagic disorders-II, Breast – Non neoplastic, including gynaecomastia, Paraproteinemia (Multiple myeloma), Hemorrhagic disorders-I, Hemorrhagic disorders-II, Breast – Non neoplastic, including gynaecomastia, Breast- Neoplastic	
							2017	5	Hemorrhagic disorders-II, Breast – Non neoplastic, including gynaecomastia, Paraproteinemia (Multiple myeloma), Hemorrhagic disorders-I, Hemorrhagic disorders-II, Breast – Non neoplastic, including gynaecomastia, Breast- Neoplastic	
							2018	6	Amyloidosis, Paraproteinemia (Multiple myeloma), Hemorrhagic disorders-I, Hemorrhagic disorders-II, Breast – Non neoplastic, including gynaecomastia, Breast- Neoplastic	
							2019	5	Paraproteinemia (Multiple myeloma), Hemorrhagic disorders-I, Hemorrhagic disorders-II, Breast – Non neoplastic, including gynaecomastia, Breast- Neoplastic	
							2020	7	Amyloidosis, Paraproteinemia (Multiple myeloma), Hemorrhagic disorders-I, Hemorrhagic disorders-II, Breast – Non neoplastic, gynaecomastia, Breast- Neoplastic	
							2021	4	Amyloidosis, Paraproteinemia (Multiple myeloma), Hemorrhagic disorders-I, Hemorrhagic disorders-II,	
6	Dr. Vidya Vishwanathan MBBS, MD, DCP 50490	Professor 01-12-20	Regular	Dr.D.Y.Patil Medical College,Pune	Asst.Prof	12-06-12	31-10-17			
				Dr.D.Y.Patil Medical College,Pune	Asso.Prof	01-11-17	30-11-20			
				Dr.D.Y.Patil Medical College,Pune	Professor	01-12-20	till date			
							2016	6	Tumours of Skin Non-Pigmented & Pigmented Examination of body fluids Investigations in Jaundice, and types of jaundice Tumors of liver and Pancreas Bone, Cartilage and Joints – Non – neoplastic Bone, Cartilage and Joints – Neoplastic	
							2017	5	Tumours of Skin Non-Pigmented & Pigmented Examination of body fluids Investigations in Jaundice, and types of jaundice Tumors of liver and Pancreas Bone, Cartilage and Joints – Non – neoplastic	
							2018	7	Tumours of Skin Non-Pigmented & Pigmented Examination of body fluids Investigations in Jaundice, and types of jaundice Tumors of liver and Pancreas Bone, Cartilage and Joints – Non – neoplastic Bone, Cartilage and Joints – Neoplastic Revision lectures Tumours of Skin Non-Pigmented & Pigmented	

Dr. D. Y. Patil Medical College,  
Pimpri, Pune - 411018.


Department	Name of Faculty Qualification IMR Number	Current Designation & Date of Promotion	Nature of employment Regular/permanent or contract/outsourced	Details of Service in the Last 5 years				Year	Number of lectures taken/year. Topics covered	Name of Lecture Topics
				Institution	Designation	From	To			
								2019	7	Examination of body fluids Investigations in Jaundice, and types of jaundice Tumors of liver and Pancreas Bone, Cartilage and Joints – Non – neoplastic Bone, Cartilage and Joints – Neoplastic Revision lectures (3)
								2020	7	Tumours of Skin Non-Pigmented & Pigmented Examination of body fluid Investigations in Jaundice, and types of jaundice Tumors of liver and Pancreas Bone, Cartilage and Joints – Non – neoplastic Bone, Cartilage and Joints – Neoplastic Revision lectures (1)
								2021	6	Tumours of Skin Non-Pigmented & Pigmented Examination of body fluids Investigations in Jaundice, and types of jaundice Tumors of liver and Pancreas Bone, Cartilage and Joints – Non – neoplastic Bone, Cartilage and Joints – Neoplastic
7	Dr. Rupali Bavikar MBBS, MD 2003031254	Professor 01-11-20	Regular	Dr.D.Y.Patil Medical College,Pune Dr.D.Y.Patil Medical College,Pune	Asso.Prof Professor	29-05-15 01-11-20	31-10-20 till date	2016	8	Growth disturbances ,Neoplasia nomenclature . Kidney glomerulonephritis-I Kidney glomerulonephritis II Haemorrhagic disorders I Haemorrhagic disorders II Microcytic hypochromic anaemia Non neoplastic lesions of breast Neoplastic lesions of breast
								2017	8	Haemorrhagic disorders I Haemorrhagic disorders II Microcytic hypochromic anaemia Non neoplastic lesions of breast Neoplastic lesions of breast Tumors of Testis Diabetes I Diabetes II
								2018	8	Haemorrhagic disorders I Haemorrhagic disorders II Microcytic hypochromic anaemia Non neoplastic lesions of breast Neoplastic lesions of breast Tumors of Testis Diabetes I Diabetes II
								2019	7	Haemorrhagic disorders I Haemorrhagic disorders II Microcytic hypochromic anaemia Non neoplastic lesions of breast Neoplastic lesions of breast

Dr. D. Y. Patil Medical College,  
Pimpri, Pune - 411018.


Department	Name of Faculty Qualification IMR Number	Current Designation & Date of Promotion	Nature of employment Regular/permanent or contract/outsourced	Details of Service in the Last 5 years				Year	Number of lectures taken/year. Topics covered	Name of Lecture Topics
				Institution	Designation	From	To			
									Tumors of Testis Diabetes Haemorrhagic disorders I Haemorrhagic disorders II Microcytic hypochromic anaemia Non neoplastic lesions of breast Neoplastic lesions of breast Tumors of Testis Diabetes I Diabetes II	
							2020	8		
							2021	6	Blood banking & Blood transfusion 2 Hypereamia Oedema ,congestion 3Growth disturbances ,Neoplasia nomenclature . 4 Blood banling and blood transfusion 5lesions of oral cavity and salivary gland. 6 Gestational trophoblastic diseases	
8	Dr. Tushar Kambale MBBS, MD 2007040719	Professor 01-02-21	Regular	Dr.D.Y.Patil Medical College,Pune Dr.D.Y.Patil Medical College,Pune	Asso.Prof Professor	01-01-16 01-02-21	31-01-21 till date			
							2016	5	Tumours of Skin Non-Pigmented & Pigmented Examination of body fluids Investigations in Jaundice, and types of jaundice Tumors of liver and Pancreas Bone, Cartilage and Joints – Non – neoplastic Bone, Cartilage and Joints – Neoplastic	
							2017	5	Tumours of Skin Non-Pigmented & Pigmented Examination of body fluids Investigations in Jaundice, and types of jaundice Tumors of liver and Pancreas Bone, Cartilage and Joints – Non – neoplastic Bone, Cartilage and Joints – Neoplastic	
							2018	7	Tumours of Skin Non-Pigmented & Pigmented Examination of body fluids Investigations in Jaundice, and types of jaundice Tumors of liver and Pancreas Bone, Cartilage and Joints – Non – neoplastic Bone, Cartilage and Joints – Neoplastic Revision lectures	
							2019	7	Tumours of Skin Non-Pigmented & Pigmented Examination of body fluids Investigations in Jaundice, and types of jaundice Tumors of liver and Pancreas Bone, Cartilage and Joints – Non – neoplastic Bone, Cartilage and Joints – Neoplastic Revision lectures (3)	
							2020	7	Tumours of Skin Non-Pigmented & Pigmented Examination of body fluid Investigations in Jaundice, and types of jaundice Tumors of liver and Pancreas Bone, Cartilage and Joints – Non – neoplastic Bone, Cartilage and Joints – Neoplastic Revision lectures (1)	

Dr. D. Y. Patil Medical College,  
Pimpri, Pune - 411018.

Department	Name of Faculty Qualification IMR Number	Current Designation & Date of Promotion	Nature of employment Regular/permanent or contract/outsourced	Details of Service in the Last 5 years				Year	Number of lectures taken/year. Topics covered	Name of Lecture Topics
				Institution	Designation	From	To			
								2021	6	Tumours of Skin Non-Pigmented & Pigmented Examination of body fluids Investigations in Jaundice, and types of jaundice Tumors of liver and Pancreas Bone, Cartilage and Joints – Non – neoplastic Bone, Cartilage and Joints – Neoplastic
9	Dr. M. B. Iqbal MBBS, MD 8226	Professor 01-02-21	Regular	Dr.D.Y.Patil Medical College,Pune Dr.D.Y.Patil Medical College,Pune	Asso.Prof Professor	01-03-16 01-02-21	31-01-21 till date	2016	7	INTRODUCTION TO PATHOLOGY CELL INJURY THROMBOEMBOLISM HEPATITIS CIRRHOSIS THYROID LESIONS SOFT TISSUE LESIONS
10	Dr. Komal Sawaimul MBBS, MD 3123082004	Associate Professor 01-04-18	Regular	Dr.D.Y.Patil Medical College,Pune Dr.D.Y.Patil Medical College,Pune	Asst.Prof Asso.Prof	16-04-13 01-04-18	31-03-18 till date	2017	8	Rheumatic heart disease Tumors of liver and Pancreas Non neoplastic FGT Tutorial Examination of fluids Breast Tutorial Autopsy 1 and 3
								2016	10	Thrombosis Autoimmune disorders AIDS Growth disturbances PBS examination-1 and 2 Other Myeloproliferative disorders paraproteinemias Rheumatic heart disease Infective endocarditis Urine examination (Part1 and 2) Tumors of liver and Pancreas
11	Dr. Sushama G. Gurwale MBBS, MD 76007	Associate Professor	Regular	Dr.D.Y.Patil Medical College,Pune Dr.D.Y.Patil Medical College,Pune	Asst.Prof Asso.Prof	22-04-13 03-12-20	21-12-16 till date	2021	2	Hypersensitivity I and II Nonneoplastic and neoplastic diseases of lymphnode
12	Dr. Yamini Ingale MBBS, MD 2008040879	Associate Professor 01-01-21	Regular	Dr.D.Y.Patil Medical College,Pune Dr.D.Y.Patil Medical College,Pune	Asst.Prof Asso.Prof	12-08-14 01-01-21	31-12-20 till date	2016	10	Neoplasia inflammation and repair Lymph node and spleen Lower GI lesions Occupational dis of lung, IHD RHD Dis of kidney CNS tumors Autopsy Intracellular accumulation Genetic and pediatric dis

  
**DEAN**  
 Dr. D. Y. Patil Medical College,  
 Pimpri, Pune - 411018.

Department	Name of Faculty Qualification IMR Number	Current Designation & Date of Promotion	Nature of employment Regular/permanent or contract/outsourced	Details of Service in the Last 5 years				Year	Number of lectures taken/year. Topics covered	Name of Lecture Topics
				Institution	Designation	From	To			
								2017	8	Hypersensitivity reaction Chronic inflammation and repair Glomerulonephritis I, II, Benign breast lesions PBS Autopsy
								2018	8	Thrombosis embolism examination of body fluid Tuberculosis Microcytic anemia macrocytic anemia nephrotic syndrome IHD
								2019	8	Neoplasia TB Microcytic anemia macrocytic anemia Glomerulonephritis I, II Benign breast lesions PBS tissue tumors
								2020	8	Acute inflammation Neoplasia PBS Hypersensitivity reaction Chronic inflammation and repair Glomerulonephritis I, II, Benign breast lesions Bone tumor
								2021	10	Intracellular accumulation Genetic and pediatric dis Hypersensitivity reaction Chronic inflammation and repair Lymph node and spleen Lower GI lesions Occupational dis of lung IHD RHD Dis of kidney
13	Dr. Sushma P. Kulkarni MBBS, MD 3030102012	Associate Professor 01-01-21	Regular	Dr.D.Y.Patil Medical College,Pune Dr.D.Y.Patil Medical College,Pune	Asst.Prof Asso.Prof	11-08-14 01-01-21	31-12-20 till date	2016	6	Neoplasia Anaemia Jaundice Spleen- Non neoplastic Revision lectures Tutorials Investigation of

  
**DEAN**  
 Dr. D. Y. Patil Medical College,  
 Pimpri, Pune - 411018.




Department	Name of Faculty Qualification IMR Number	Current Designation & Date of Promotion	Nature of employment Regular/permanent or contract/outsourced	Details of Service in the Last 5 years				Year	Number of lectures taken/year. Topics covered	Name of Lecture Topics
				Institution	Designation	From	To			
								2017	5	Autopsy Anaemia Atherosclerosis Inv in jaundice Bone tumors revision lectures tutorials
								2018	5	Inflammation Lymph node Autopsy Thyroiditis Revision classes tutorials
								2019 7	6	Microcytic anaemia Macrocytic anaemia Inv in Jaundice Lymphnode- non neoplastic Revision tutorials autopsy
								2020	5	Anaemia Atherosclerosis Tuberculosis-pulmonary Tuberculosis -extrapulmonary Peptic ulcer revision Revision lectures Tutorials
								2021	7	Shock, Odema, Atherosclerosis, Tuberculosis-pulmonary Tuberculosis -extrapulmonary Peptic ulcer revision Revision lectures Tutorials
14	Dr. Saroj B. Deoghare MBBS, MD 17-25803	Assistant Professor	Regular	BKL Walawalkar Rural Medical College, Chiplun Dr.D.Y.Patil Medical College,Pune	Asst.Prof Asst.Prof	17-08-17 03-04-21	31-03-19 till date	2021	5	Hepatitis & Hepatocellular carcinoma. Cell injury Respiratory system WBC and myeloproliferative disorders Hemorrhagic disorders
15	Dr. Padmakar R. Bardapurkar MBBS, MD, DCP 82717	Assistant Professor	Regular	Symbiosis Medical College for Women, Pune Dr.D.Y.Patil Medical College,Pune	Tutor Asst.Prof	31-12-20 01-07-21	30-06-21 till date	2021	3	CNS INFECTIOUS DISORDERS, MENINGITIS ENDOCRINE DISORDERS (PARATHYROID,ADRENALS,PANCREATITIS) LOWER GASTROINTESTINAL TRACT LESION

95

Dr. D. Y. Patil Medical College,  
Pimpri, Pune - 411018.

Department	Name of Faculty Qualification IMR Number	Current Designation & Date of Promotion	Nature of employment Regular/permanent or contract/outsourced	Details of Service in the Last 5 years				Year	Number of lectures taken/year. Topics covered	Name of Lecture Topics
				Institution	Designation	From	To			
16	Dr. Deshpande Anjali H. MBBS, DCP 60842	Demonstrator	Regular	Dr.D.Y.Patil Medical College,Pune	Demonstrator	01-08-98	till date		NIL	
17	Dr. Wrunda C. Raut MBBS 73288	Demonstrator	Regular	Dr.D.Y.Patil Medical College,Pune	Demonstrator	02-03-98	till date		NIL	
18	Dr. Nagarkar A.J. MBBS 61764	Demonstrator	Regular	Dr.D.Y.Patil Medical College,Pune	Demonstrator	02-03-98	till date		NIL	
19	Dr. Advait A. Gaikwad MBBS 2018030639	Demonstrator	Regular	Dr.D.Y.Patil Medical College,Pune	Demonstrator	10-03-18	till date		NIL	
20	Dr. Gagandeep Singh MBBS 2020064522	Demonstrator	Regular	Dr.D.Y.Patil Medical College,Pune	Demonstrator	20-09-21	till date		NIL	
21	Dr. Abhishek V. Tambile MBBS 2018030636	Demonstrator	Regular	Dr.D.Y.Patil Medical College,Pune	Demonstrator	03-11-21	till date		NIL	
22	Dr. Aishwarya Kumar MBBS 2021031503	Demonstrator	Regular	Dr.D.Y.Patil Medical College,Pune	Demonstrator	03-11-21	till date		NIL	

  
 Dr. D. Y. Patil Medical College,  
 Pimpri, Pune - 411018.

**Dr. D.Y.Patil Medical College,Hospital & Research Centre, Pimpri, Pune - 411018**

**02. Annexure-1 - Publication in Vancouver referencing style**

Sr. No	Faculty Name	Publication in Vancouver referencing style	Pubmed Indexed Yes / No	Scopes Indexed
Pathology				
1	Dr.C.R.GORE	Gore C, Sawaimul K, Karia K, Koshy A, Paranjape S, Harsh K. Primary Ovarian Burkitt's Lymphoma: A Rare Type at a Rare Site.Sch. J. Med. 2018; 6(3): 196	No	No
		SawaimulK,Patro N, Gore C, BuchA.Giant Pulmonary Hamartoma with Foci of Placental Transmogrification of the Lung. Med J DY PatilVidyapeeth 2019;12:544	Yes	Yes
		Kambale T,Jain K, Sawaimul K,Gore C. A Histopathological Analysis of Granulomatous Lesions of Skin and its Clinical Correlation. Original research article. International Medical Journal 2021; 28(01):3924-3937.	Yes	No
		Raj A, Iqbal B, Sharma A, Gore CR, Kumar H, Singh M. Effect of alcohol and smoking on semen analysis parameters. Accepted for publication in Med J DY Patil Univ 2021	YES	NO
		Gore CR, Patro N, Iqbal B, Kambale T. Hepatic amyloidosis: A rare entity. Med J DY Patil Vidyapeeth 2021;14:459-62.	YES	NO
		Bamanikar S, Ranjan S, Kumar H, Gore C, Kambale T.An Atypical Meningioma Presenting at an Unusual Site.J Clin of Diagn Res.2020; 14(9):ED04-ED06. <a href="https://www.doi.org/10.78">https://www.doi.org/10.78</a>	No	No
		CR Gore, N Patro, B Iqbal, T Kambale Hepatic amyloidosis: A rare entityMedical Journal of Dr. DY Patil Vidyapeeth 14 (4), 459 2021	No	Yes
		TJ Kambale, K Jain, K Sawaimul, CR Gore Histopathological Analysis of Granulomatous Lesions of Skin and its Clinical Correlation IMJ, 28:01:3923-37 , 2021.	Yes	-
		TJ Kambale, K Jain, K Sawaimul,CR Gore A Study of Histopathological Analysis and Clinico Pathological Correlation of Leprosy in Urban Industrial Area, accepted in Panacea Journal of Medical Sciences Volume: 12 Issue:	No	No
		.Buch AC, Namrata P, Rupali B, Gore CR. An analytical study of histograms and their correlation with peripheral blood smear findings. Indian J Appl Res [Internet]. 2020 [cited 2021 Dec 15];10 Issue 4.	No	-



**DEAN**

**Dr. D. Y. Patil Medical College,  
Pimpri, Pune - 411018.**

**Dr. D.Y.Patil Medical College, Hospital & Research Centre, Pimpri, Pune - 411018**

**02. Annexure-1 - Publication in Vancouver referencing style**

Sr. No	Faculty Name	Publication in Vancouver referencing style	Pubmed Indexed Yes / No	Scopes Indexed
		Gore C, Patel K, Bavikar RR, Ashly A. Dignostic utility of HBME1 to differentiate between reactive mesothelial cells and adenocarcinoma cells in body fluids. Ann Pathol Lab Med [Internet]. 2018 [cited 2021 Dec 15];5(7):A555-55	Yes	Yes
		Gore CR, Panicker NK, Kumar H, Buch A, Chandanwale SS. A rare case of signet ring cell lymphoma : Diagnosis aided by immunofluorescent staining. J Cytol 2017;34:56-8.	NO	NO
		Gore CR, Singh BK, Chandanwale SS, Gurwale SG, Kumar H, Bavikar R et al. Imprint cytology : A boon in tissue diagnosis. Med J DY Patil Univ 2017;10:58-63.	YES	YES
		Gore CR, Sabale VP, Sheth JY, Kumar H, Baravkar D. Sarcomatoid Renal Cell Carcinoma. <a href="http://www.ejbps.com">http://www.ejbps.com</a> . ISSN 2349-8870. 2017;4(6):351-354	NO	NO
		Gore C R, Sawaimul K D, Karia K M, Koshy A, Paranjpe S P, Kumar H. Primary Ovarian Burkitts lymphoma : A Rare Type at a Rare site. Sch. J. Med. Case. Rep. DOI : 10.21276/sjmcr.2018.6.3.22	NO	NO
		Gore CR, Dey I, KumarH, Shah K, Gulati I. Recent trends in histopathological spectrum of malignancies among females in western Maharashtra. Indian Journal of Pathology and Oncology. 2018;5(4):598-608	YES	YES
		Bamanikar S, Ranjan S, Kumar H, Gore C, Kambale T. An Atypical Meningioma Presenting at an Unusual Site. Journal of Clinical and diagnostic research. 2020 Sep. Vol 14(9): ED04-ED06	Yes	No
		Viswanathan V, Kumar H, Gore C, Kurbada S, Khan R. A rare case of Mixed Ductal Neuroendocrine tumour of the Pancreas. APALM. 2021;8(2):C-20-C-24. ISSN Number: 2349-6983	NO	NO

  
**DEAN**  
 Dr. D. Y. Patil Medical College,  
 Pimpri, Pune - 411018.

**Dr. D.Y.Patil Medical College, Hospital & Research Centre, Pimpri, Pune - 411018**


**02. Annexure-1 - Publication in Vancouver referencing style**

Sr. No	Faculty Name	Publication in Vancouver referencing style	Pubmed Indexed Yes / No	Scopes Indexed
2	Dr. Tushar Kambale	Dr. Tushar Jalindar Kambale, Dr. Komal D Sawaimul, Dr. M. Banyameen Iqbal, Dr. Padmakar Bardapurkar, Dr. Harsh Kumar, & Dr. Abhishek Baravkar. (2018). Correlation of serological markers with haematological parameters in early diagnosis of dengue infection in dengue prone areas. <i>Tropical Journal of Pathology and Microbiology</i> , 4(1), 76- 81. <a href="https://doi.org/10.17511/jopm.2018.i01.14">https://doi.org/10.17511/jopm.2018.i01.14</a>	No	No
		Sawaimul K, Iqbal M B, Sawaimul V, Kambale T, Fine needle aspiration cytology: A diagostic tool in evaluation of lymphadenopathy in paediatric age. <i>Indian J Pathol Oncol</i> 2018;5(2):184-188	No	No
		SawaimulKD, IqbalMB, SawaimulVD, KambaleT, Hanmante R. Study to Identify the Role of High Performance Liquid Chromatography in Detecting Haemoglobinopathies in Antenatal Patients. <i>Indian Journal of Pathology and Oncology</i> 2018;5(1):6-11	No	No
		Iqbal BM, Bedarshi B, Kambale T, Mushtaq I. Pure Transitional cell carcinoma of the ovary: A recently recognized rare subtype of ovarian epithelial cancer. <i>Clin Cancer Investig J</i> 2018;7:81-3	No	No
		Iqbal BM, KumarH, Kambale T, Baravkar A. Triple negative metaplastic breast carcinoma with extensive squamous differentiation in a 55-year-old woman: a rare entity. <i>Clin Cancer Investig J</i> 2017;6:194-6	No	No
		Iqbal M. B, KambaleT, Khandelwal A, Koshy A, Banerjee B. Spectrum of Endometrial lesions in patients presenting with abnormal uterine bleeding. <i>Indian J Pathol Oncol.</i> 2018;5(4):587-591.	No	No
		Iqbal M B, Mushtaq I, Kambale T, Dey I. Swyer syndrome (46XY pure gonadal dysgenesis) presenting with dysgerminoma. <i>Arch Med Health Sci</i> 2019;7:248-50	No	No
		A Buch, K Jain, T Kambale, P Khandekar A Rare Congenital Anomaly: Jejunal Duplication Cyst: Jejunal Duplication Cyst Recent Advances in Pathology and Laboratory Medicine 5,2,27-30,2019	No	No

**Dr. D.Y.Patil Medical College,Hospital & Research Centre, Pimpri, Pune - 411018**

**02. Annexure-1 - Publication in Vancouver referencing style**


Sr. No	Faculty Name	Publication in Vancouver referencing style	Pubmed Indexed Yes / No	Scopes Indexed
		Bamanikar S, Ranjan S, Kumar H, Gore C, Kambale T. An Atypical Meningioma Presenting at an Unusual Site. J Clin of Diagn Res. 2020; 14(9):ED04-ED06.	No	No
		CR Gore, N Patro, B Iqbal, T Kambale Hepatic amyloidosis: A rare entity Medical Journal of Dr. DY Patil Vidyapeeth 14 (4), 459 2021	No	Yes
		TJ Kambale, K Jain, K Sawaimul, CR Gore Histopathological Analysis of Granulomatous Lesions of Skin and its Clinical Correlation IMJ, 28:01:3923-37, 2021.	Yes	- No
		TJ Kambale, K Jain, K Sawaimul, CR Gore A Study of Histopathological Analysis and Clinico Pathological Correlation of Leprosy in Urban Industrial Area, accepted in Panacea Journal of Medical Sciences Volume: 12 Issue: 2	No	No
		Kambale T, Jain K, Sawaimul K, Gore C. A Histopathological Analysis of Granulomatous Lesions of Skin and its Clinical Correlation. Original research article. International Medical Journal 2021; 28(01):3924-3937.	YES	YES
3	Dr.Komal .S	Bamanikar S, Pathak P, Buch A, Nawani N, Sawaimul K, DNA Flow Cytometry and Immunohistochemical Evaluation of Effusion Specimens, JDiagnPatholOncol 2019;4(1):22-26.	NO	NO
		Sawaimul K, Iqbal B, Sawaimul V, Kamble T. Fine needle aspiration cytology: A diagnostic tool in evaluation of lymphadenopathy in paediatric age. Original research article. Indian Journal of Pathology and Oncology, 2018;5(2):184-88.	NO	NO
		Sawaimul K, Iqbal B, Sawaimul V, Kamble T, Hanmante R. Study to identify the role of high performance liquid chromatography in detecting haemoglobinopathies in antenatal patients. Original research article. Indian Journal of Pathology and Oncology, 2018;5(1):6	NO	NO
		Kambale T, Sawaimul K, Iqbal B, Bardapurkar P, Kumar H, Baravkar A. Correlation of serological markers with haematological parameters in early diagnosis of dengue infection in dengue prone areas. Original research article. Trop J Path Micro 2018;4(1):76	NO	NO

  
**DEAN**  
**Dr. D. Y. Patil Medical College,**  
**Pimpri, Pune - 411018.**

**Dr. D.Y.Patil Medical College, Hospital & Research Centre, Pimpri, Pune - 411018**

**02. Annexure-1 - Publication in Vancouver referencing style**


Sr. No	Faculty Name	Publication in Vancouver referencing style	Pubmed Indexed Yes / No	Scopes Indexed
		Sawaimul K, Sawaimul V, Iqbal B, Kambale T. Spectrum of Haematological Parameters and Haemoglobinopathies (Sickle Cell and Thalassaemia) In Antenatal Cases. Original research article. Sch. J. App. Med. Sci., 2017; 5(2D):589	NO	NO
		Sawaimul K, Sawaimul V, Iqbal B, Kambale T. Spectrum of superficial lesions diagnosed by fine needle aspiration cytology in pediatric population: A retrospective study. Original research article. Sch. J. App. Med. Sci., 2017; 5(4F):1640	NO	NO
		Kambale T, Banyameen IM, Jain A, Sawaimul K. Littoral cell angioma of spleen, a rare case report. Trop J Med Res 2014;17:143	NO	NO
		Jain A, Jain R, Banyameen IM, Sawaimul K. A case of idiopathic cutis in an aged patient. J Int Res Med Pharma Sci; 1:27	NO	NO
		Gore C, Sawaimul K, Karia K, Koshy A, Paranjape S, Harsh K. Primary Ovarian Burkitt's Lymphoma: A Rare Type at a Rare Site. Sch. J. Med. 2018; 6(3): 196	NO	NO
		Sawaimul K, Patro N, Gore C, Buch A. Giant Pulmonary Hamartoma with Foci of Placental Transmogrification of the Lung. Med J DY Patil Vidyapeeth 2019; 12:544	YES	YES
4	Dr.M.B.Iqbal	Sawaimul KD, Sawaimul VD, Iqbal MB, Kambale TJ. Spectrum of haematological parameters and haemoglobinopathies (sickle cell and thalassaemia) in antenatal cases. Sch. J. App. Med. Sci., 2017; 5(2D):589-593	NO	NO
		Mushtaq I, Magdum R, Buch A, Iqbal MB, Arun S, Jyotsna. Study to correlate clinical and histopathological characteristics of pterygium in predicting its recurrence. J Med Soc 2017; 31:190-4	Yes	NO
		Sawaimul KD, Sawaimul VD, Iqbal MB, Kamble T, Kumar H. Spectrum of superficial lesions diagnosed by fine needle aspiration cytology in paediatric population: a retrospective study. Sch. J. App. Med. Sci., 2017; 5(4F):1640	NO	NO

  
**DEAN**  
 Dr. D. Y. Patil Medical College,  
 Pimpri, Pune - 411018.

**Dr. D.Y.Patil Medical College, Hospital & Research Centre, Pimpri, Pune - 411018**

**02. Annexure-1 - Publication in Vancouver referencing style**

Sr. No	Faculty Name	Publication in Vancouver referencing style	Pubmed Indexed Yes / No	Scopes Indexed
		Ansari JN, Iqbal B, Nikam SR, Siddique AK. A case control study to ascertain the relationship of metabolic, biochemical and hormonal changes in woman suffering from polycystic ovary syndrome. Ejpnr 2017,4 (6), 603	NO	NO
		Ansari JN, Baravkar A, Joshi RV, Pandey A, Rajendra SN, Iqbal B. Bone marrow aspiration: A diagnostic tool in understanding the broad	NO	NO
		Karia KM, Iqbal MB, Patil AA, Agrawal NS, Kumar H. Study to correlate the histopathological spectrum of bone lesions with demographic profile of patients in a tertiary care institution. Clin Cancer Investig J 2017;6:254-7	NO	NO
		SawaimulKD, IqbalMB, SawaimulVD, KambaleT, Hanmante R. Study to Identify the Role of Hig Performance Liquid Chromatography in Detecting Haemoglobinopathies in Antenatal Patients. Indian Journal of Pathology and Oncology 2018;5(1):6-11	NO	NO
		Agrawal NS, Iqbal MB, Patil AA, Karia KM, Kumar H. Study to Evaluate the Histopathological Spectrum of Hepatic Lesions in Liver Biopsies in a Tertiary Care Hospital. Annals of Pathology and laboratory medicine 2018;5(3): 228-33	NO	NO
		Kambale TJ, Sawaimul KD, Iqbal MB, Bardapurkar P, Kumar H, Baravkar A. Correlation of serological markers with haematological parameters in early diagnosis of dengue infection in dengue prone Areas. Trop J Path Micro 2018;4(1):76- 81.	Yes	NO
		Sawaimul KD, Iqbal MB, SawaimulVD, KambaleT, KumarH. Fine needle aspiration cytology: a diagnostic tool in evaluation of lymphadenopathy in paediatric age. Indian Journal of Pathology and Oncology 2018;5(2):184-88	No	No
		Iqbal MB, Kambale T, Khandelwal A, Koshy A, Banerjee B. Spectrum of Endometrial lesions in patients presenting with abnormal uterine bleeding. Indian Journal of Pathology and Oncology 2018;5(4):587-591.	NO	NO

  
**DEAN**  
 Dr. D. Y. Patil Medical College,  
 Pimpri, Pune - 411018.



**Dr. D.Y.Patil Medical College,Hospital & Research Centre, Pimpri, Pune - 411018**

**02. Annexure-1 - Publication in Vancouver referencing style**

Sr. No	Faculty Name	Publication in Vancouver referencing style	Pubmed Indexed Yes / No	Scopes Indexed
		Buch AC, Patil A, Haldar N, Iqbal B, Pandit D, Kakrani AL, Bamanikar S, Kumar H.Relation of Lymphocyte Subsets and Cytokines in Different Grades of Alcoholic Cirrhosis. Journal of Clinical and Diagnostic Research 2019;13(1):08-11	NO	NO
		Buch AC, Iqbal MB,Patil A, Haldar N, Kakrani AL, Bamanikar S, <i>et al</i> . Flow cytometric analysis of lymphocyte subsets in alcoholic liver disease. J Med Soc 2019;33:52-8.	Yes	NO
		MushtaqI, MaghdumR, KaushalJ, IqbalB. Correlation between ocular sun exposure and Pterygium - A hospital-based study. J SciSoc 2020;47:176-9.	Yes	NO
		Raj A, Iqbal B, Sharma A, Gore CR, Kumar H, Singh M. Effect of alcohol and smoking on semen analysis parameters. Accepted for publication in Med J DY PatilUniv 2021	NO	NO
		Iqbal B,Mushtaq I. Lingual thyroid: A rare anomaly. J Med Soc 2017;31:131-3.	NO	NO
		Iqbal BM, KumarH, Kambale T, Baravkar A. Triple negative metaplastic breast carcinoma with extensive squamous differentiation in a 55-year-old woman: a rare entity. Clin Cancer Investig J 2017;6:194-6	Yes	NO
		Iqbal B, Karia K, Mushtaq I. Ocular Surface Squamous Neoplasms: A case series. Clin Cancer Investig J 2017;6:223-6.	YES	NO
		Iqbal B, Bedarshi B, Kambale T, Mushtaq I. Pure Transitional cell carcinoma of the ovary: A recently recognized rare subtype of ovarian epithelial cancer. Clin Cancer Investig J 2018;7:81-3.	NO	NO
		Sharma YK, Iqbal B, Rao KR, Sitaniya S, Chothani B, Cantisani C, Gupta A. Clinical, dermoscopic and histopathological findings in a case of Favre Racouchot syndrome. Letter to editor. Journal of Applied Cosmetology 2018;36:1.	NO	NO

  
**DEAN**  
 Dr. D. Y. Patil Medical College,  
 Pimpri, Pune -411018.

**Dr. D.Y.Patil Medical College,Hospital & Research Centre, Pimpri, Pune - 411018**

**02. Annexure-1 - Publication in Vancouver referencing style**

Sr. No	Faculty Name	Publication in Vancouver referencing style	Pubmed Indexed Yes / No	Scopes Indexed
		Iqbal B,Mushtaq I, Kambale T, Dey I. Swyer syndrome (46 XY pure gonadal dysgenesis) presenting with dysgerminoma. Arch Med Health Sci 2019;7:248-50	Yes	NO
		Iqbal B, Khandekar P, Dey I, Kumar H. Syringofibroadenoma: Benign eccrine sweat glands tumour- A rare case report. Indian J DermatopatholDiagnDermatol 2019;6:97-9.	NO	NO
		Iqbal B, Raj A, Gupta S. Pemphigus vegetans: A rare variant of pemphigus vulgaris. J Med Soc 2019;33:101-3	NO	NO
		Gore CR, Patro N, Iqbal B, Kambale T. Hepatic amyloidosis: A rare entity. Med J DY PatilVidyapeeth 2021;14:459-62.	Yes	NO
		IqbalB.Seroustubalintraepithelial carcinoma: Emerging trend in ovarianneoplasm: A must know for a pathologist. ClinCancerInvestig J 2021;10:225-6.	Yes	NO
		Iqbal B Nodular secondary syphilis with granulomatous inflammation. Accepted for publication in Indian Journal of Sexually Transmitted Diseases and AIDS 2021	Yes	NO
		IqbalB, MishraP, KumarR. An Unusual case of COVID-19 associated with chronic myeloid leukemia in a young male presenting with priapism. Accepted for publication inJournal of Medical society 2021	Yes	NO
5	Dr.Rupali Bavikar	Ingale Y, BavikarR,Kulkarni S. Histological Spectrum of benign soft tissue neoplasms in a tertiary care centre.Clinical Cancer Invest Journal ,2021 [cited 2021 Dec 15];10(3);108-111	YES	YES
		.DesaiA ,Pagaro P ,Ingale Y ,BavikarR.Histopathological spectrum of pancreatic and periampullary Neoplasms.International Medical Journal,2020,volume 28,Issue 1	NO	NO
		Koshy A, Bavikar R. Utility of p63 and AMACR in differentiating benign and malignant prostatic lesions. Ann Pathol Lab Med [Internet]. 2021 [cited 2021 Dec 15];8(2):A39-44.	NO	NO

  
**DEAN**  
 Dr. D. Y. Patil Medical College,  
 Pimpri, Pune - 411018.

**Dr. D.Y.Patil Medical College,Hospital & Research Centre, Pimpri, Pune - 411018**

**02. Annexure-1 - Publication in Vancouver referencing style**

Sr. No	Faculty Name	Publication in Vancouver referencing style	Pubmed Indexed Yes / No	Scopes Indexed
		Buch AC, Namrata P, Rupali B, Gore CR. An analytical study of histograms and their correlation with peripheral blood smear findings. Indian J Appl Res [Internet]. 2020 [cited 2021 Dec 15];10 Issue 4.	NO	NO
		Gore C, Patel K, Bavikar RR, Ashly A. Dignostic utility of HBME1 to differentiate between reactive mesothelial cells and adenocarcinoma cells in body fluids. Ann Pathol Lab Med [Internet]. 2018 [cited 2021 Dec 15];5(7):A555-55	NO	NO
		Bavikar R, Deshmukh S, Khande T. Spectrum of papillary lesions of breast with immunohistochemistry and review of literature. Ind J Pathol Oncol [Internet]. 2021 [cited 2021 Dec 15];4(1):52-5.	NO	NO
		Buch A, Bavikar R, Patel SR, Karnik S, Ansari J. Role of renal biopsy in evaluation of morphological spectrum and pathogenesis of lupus nephritis. Ann Pathol	NO	NO
		Iqbal B, Banerjee B, Kumar H, Kambale T, Bavikar R. Correlation between prostate specific antigen levels and various prostatic pathologies. J Med Soc [Internet]. 2016 [cited 2021 Dec 15];30(3):172.	NO	NO
6	Dr.Arpana Dharwadkar	Shruti Vimal, Arpana Dharwadkar, SS Chandanwale, Vidya Viswanathan, Harsh Kumar. Cytomorphological study of lymph node lesions: A study of 187 cases Med J D Y Patil Univ. 2016; 9(1):181-85	No	Yes
		Dharwadkar A, Vimal S, Panicker N K, Chandanwale S S, Viswanathan V, Harsh K. Study of sideroblasts and iron stores in bone marrow aspirates using Perls' stain. Med J D Y Patil Univ. 2016; 9(2):181-85.		Yes
		Vimal Shruti, Dharwadkar Arpana, SS Chandanwale, Verma V, Khandelwal A. FNAC in the diagnosis of tuberculous lymphadenitis and utility of ZeihlNeelson stain benefits and pitfalls. International journal of MR and Review. 2016, vol 4(8): 1466-1477.	No	No

  
**DEAN**  
 Dr. D. Y. Patil Medical College,  
 Pimpri, Pune - 411018.

**Dr. D.Y.Patil Medical College, Hospital & Research Centre, Pimpri, Pune - 411018**

**02. Annexure-1 - Publication in Vancouver referencing style**

Sr. No	Faculty Name	Publication in Vancouver referencing style	Pubmed Indexed Yes / No	Scopes Indexed
		Sunita Arvind Bamanikar, DadasoBaravkar, Shirish Chandanwale, Arpana Dharwadkar, Sourabh Paranjape. Study of cervical cytology and its correlation with clinical and histopathological findings. Clinical Cancer Investigation journal, 2017	No	No
		Vimal S, Vidya Viswanathan, Dharwadkar A A. Spectrum of urothelial lesions at a tertiary care center. Indian Journal of Pathology: Research and Practice.2017, vol 6(2) :1078-84	No	No
		Dharwadkar A, Vimal S, Shetty Abhinav, Viswanathan V, Chandanwale S S, Harsh K. Giant cell tumor of the tendon sheath: A cytomorphological study of 21 cases. EJPMR, 2017,4(6), 576-580.	No	No
		Vidya Viswanathan, Dharwadkar A A, Vimal S Correlation between mean platelet volume and platelet count: An extensive study in 500 healthy adult population. Indian Journal of Pathology: Research and Practice. 2017, vol 6(2).	No	No
		Vimal S, Vidya Viswanathan, Dharwadkar A A, Apoptosis: Significance in oral dysplastic lesions. Indian Journal of Pathology: Research and Practice. 2017, vol6(4).	No	No
		Vimal S, Kulkarni sushmah, Dharwadkar A A. FNAC as a diagnostic tool in lymphadenopathy of pediatric age group. EJPMR, 2017, 4(05), 552-559	No	No
		Dharwadkar A A, Vimal S, Vidya Viswanathan Diagnostic utility of body fluid cytology Indian Journal of Pathology: Research and Practice, vol 7(3) March 2018.	No	No
		Dharwadkar A A, Vimal S, Vidya Viswanathan . Pleural fluid cytology: A simple tool in the diagnosis of various lesions Indian Journal of Pathology: Research and Practice. Vol 7(5) May 2018.	No	No
		Vimal S, Dharwadkar A A, Vidya Viswanathan. Role of C reactive protein, white blood cell counts, polymorph percentage and histopathological findings in diagnosing appendicitis.Indian Journal of Pathology: Research and Practice. Vol 7(2), February 2018.	No	No

  
**DEAN**  
 Dr. D. Y. Patil Medical College,  
 Pimpri, Pune - 411018.

**Dr. D.Y.Patil Medical College, Hospital & Research Centre, Pimpri, Pune - 411018**

**02. Annexure-1 - Publication in Vancouver referencing style**

Sr. No	Faculty Name	Publication in Vancouver referencing style	Pubmed Indexed Yes / No	Scopes Indexed
		Viswanathan V, Koshy A, Dharwadkar A, Vimal S. A Rare Case of Schwannoma of Hard Palate: A Case report. Med J DY Patil Vidyapeeth 2018; 11:78-80.	No	Yes
		Bamnikar SA, Yadav P, Karia KM, Dharwadkar A, Kumar H, Gore C A rare case of supratentorial desmoplastic noninfantile ganglioglioma with heterogeneous differentiation and calcification. J Med Soc 2018; 32: 72-5.	No	No
		Dharwadkar Arpana, Shetty A, Pathak .P Histopathological Study of lesions of nasal cavity and paranasal sinuses. Indian Journal of Pathology and oncology, 2020,7 88-93	No	No
		Sawadkar Manoj, Dharwadkar A, Gore CR, Chandanwale S S, Buch AC. Hematological scoring system and its significance in the early diagnosis of neonatal sepsis. Saudi J Pathol Microbiol,2020; 5(2): 108-114	No	No
		Khandekar P, Shruti Vimal, Gore CR, Jain K A, Dharwadkar A, Vidya Viswanathan. Clinicopathological Study of Breast Carcinoma- Comparison of Triple Negative with Non-Triple Negative Breast Cancers. Saudi J Pathol Microbiol, Feb. 2020; 5(2): 56-62.	No	No
		Vimal S, Dharwadkar A A, Vidya Viswanathan, Agarwal Neekita. Histopathological spectrum of central nervous system tumours in a tertiary care centre. Indian journal of Pathology: Research and practice, 2020, Vol 9 (2); 103-110.	No	No
		Vidya Viswanathan, Dharwadkar A A, Vimal S, Bhandari P, Malhotra A, Paul B. Skin adnexal Tumours: A study of 26 cases. Annals of pathology and laboratory medicine, 2020, vol 7(11): 538-544.	No	No
		Dharwadkar A A, Vidya Viswanathan, Vimal S, Kulkarni PD. A rare case of fibrous hamartoma of infancy. World J Pharm Life Sci, 2020, Vol 6(12):83-86.	No	No

  
**DEAN**  
 Dr. D. Y. Patil Medical College,  
 Pimpri, Pune -411018.

**Dr. D.Y.Patil Medical College,Hospital & Research Centre, Pimpri, Pune - 411018**

**02. Annexure-1 - Publication in Vancouver referencing style**


Sr. No	Faculty Name	Publication in Vancouver referencing style	Pubmed Indexed Yes / No	Scopes Indexed
		Aditi Malhotra, Vidya Viswanathan, Shruti Vimal, Arpana Dharwadkar, Charusheela Gore. A Study of Her 2/Neu expression in premalignant and malignant lesions of the Uterine cervix. International Medical Journal. Volume 25, Issue 12, December, 2020: 3631-3645	No	Yes
		Viswanathan V, Malhotra A, Dharwadkar A, Vimal S, Gore C,Kumar H. An unusual case of gastric lymphoma presenting as linitusplastica. Med J DY Patil Vidyapeeth 2021; 14:73-9.	No	Yes
		Histopathological spectrum of Pancreatic andPeriampullary Neoplasms. International Medical Journal. Volume 28, Issue 1, January, 2021: 3759-3766.	No	Yes
		Vimal Shruti, Khandekar Prachi, Viswanathan Vidya, Dharwadkar Arpana, Gore Charusheela, WaghelaHetal, Expression of Ki-67 in Lesions of Psoriasis. International Medical Journal. Volume 28, Issue 1, January, 2021: 3775-3790.	No	Yes
		Chandanwale SS, Khan R, Dharwadkar A, Randive R. A recurrent hibernoma in neck: An extremely rare entity. J Head Neck Physicians Surg 2021; 9:64-6	No	No
		Vimal S, Naval P, Sawadkar M, Bhomia P, Jadhav N, Dharwadkar A, Vidya Viswanathan. Convalescent Plasma Therapy in COVID -19 an Indian scenario: Comprehensive Review. Journal of Pharmaceutical Research International. 33(44B): Sept 2021; 453-465	No	No
		Gore CR, Panicker NK, Kumar H, Buch A, Chandanwale SS. A rare case of signet ring cell lymphoma : Diagnosis aided by immunofluorescent staining. J Cytol 2017;34:56-8.	YES	NO
7	Dr. Harsh Kumar	Gore CR, Singh BK, Chandanwale SS, Gurwale SG, Kumar H, Bavikar R et al. Imprint cytology : A boon in tissue diagnosis. Med J DY Patil Univ 2017;10:58-63.	NO	NO
		Bamanikar S, Bardapurkar P, Kumar H, Buch A. Primary squamous cell carcinima of caecum presenting in a female : A case report. Ejpmr 2017,4(2), 594 – 598.	NO	YES

  
**DEAN**  
**Dr. D. Y. Patil Medical College,**  
**Pimpri, Pune - 411018.**

**Dr. D.Y.Patil Medical College,Hospital & Research Centre, Pimpri, Pune - 411018**

**02. Annexure-1 - Publication in Vancouver referencing style**


Sr. No	Faculty Name	Publication in Vancouver referencing style	Pubmed Indexed Yes / No	Scopes Indexed
		Vimal S, Kulkarni S, Dharwadker A, Karia K M, Bamanikar S, Kumar H. Fine needle aspiration cytology Bamanikar S, Bardapurkar P, Kumar H, Buch A. Primary squamous cell carcinoma of caecum presenting in a female : A case report. Ejpnr 2017,4(2), 594 – 598.as a diagnostic tool in lymphadenopathy for pediatric age group – Tertiary care centre. ejpnr, 2017,4(05), 552-559.	NO	NO
		Dharwadkar A, Vimal S, Shetty A, Vishwanathan V, Chandanwale S, Kumar H. Giant cell tumour of the tendon sheath : A cytomorphological study of 21 cases. ejpnr, 2017, 4(6), 576-580.	NO	NO
		Sawaimul KD, Sawaimul VD, Iqbal MB, Kambale T, Kumar H. Spectrum of superficial lesions diagnosed by fine needle aspiration cytology in paediatric population : A retrospective study. Sch. J. App. Med., 2017; 5(4F):1640-1648	NO	NO
		Buch AC, Karia KM, Agrawal NS, Ingale I, Kumar H. Primary Adrenal Lymphoma : A rare entity. Rep Cancer Treat 2017;1(1):9-11	NO	NO
		Gore CR, Sabale VP, Sheth JY, Kumar H, Baravkar D. Sarcomatoid Renal Cell Carcinoma. <a href="http://www.ejbps.com">http://www.ejbps.com</a> . ISSN 2349-8870. 2017:4(6):351-354	YES	NO
		Gulati I, Kumar H, Sheth J, Dey I. Diagnostic Implication of Mean Platelet Volume in Thrombocytopenia. Med J DY Patil Univ 2017;10:370-5.	YES	YES
		Bamanikar SA, Yadav P, Karia KM, Dharwadkar AKumar H, Gore C. A rare case of supratentorial desmoplastic noninfantile ganglioglioma with heterogenous differentiation and calcification. Jmedsoc.org Nov 30, 2017, IP;106,209,207153.	NO	YES

  
**DEAN**  
 Dr. D. Y. Patil Medical College,  
 Pimpri, Pune - 411018.

**Dr. D.Y.Patil Medical College, Hospital & Research Centre, Pimpri, Pune - 411018**

**02. Annexure-1 - Publication in Vancouver referencing style**

Sr. No	Faculty Name	Publication in Vancouver referencing style	Pubmed Indexed Yes / No	Scopes Indexed
		Karia KM, Iqbal MB, Patil AA, Agrawal NS, Kumar H. Study to correlate the histopathological spectrum of bone lesions with demographic profile of patients in a tertiary care institution. Clin Cancer Investig J 2017;6:254-7.	YES	NO
		Buch AC, Agrawal NS, Karia KM, Kumar H. Imprint Cytology : A key to diagnose Ocular Surface Squamous Neoplasia. Sch J Med Case Rep 2017;5(8):495-497.	NO	NO
		Gore C R, Sawaimul K D, Karia K M, Koshy A, Paranjpe S P, Kumar H. Primary Ovarian Burkitts lymphoma : A Rare Type at a Rare site. Sch. J. Med. Case. Rep. DOI : 10.21276/sjmcr.2018.6.3.22	NO	NO
		Gore CR, Dey I, KumarH, Shah K, Gulati I. Recent trends in histopathological spectrum of malignancies among females in western Maharashtra. Indian Journal of Pathology and Oncology. 2018;5(4):598-608.	NO	NO
		Buch AC, Patil A, Haldar N, Iqbal B, Pandit D, Kakrani AL, Kumar H. Relation of lymphocyte subsets and cytokines in different grades of alcoholic cirrhosis. J Clin Diagn Res 2019;13:8-11	NO	NO
		Iqbal BM, Kumar H, Kambale T, Baravkar A. Triple negative metaplastic breast carcinoma with extensive squamous differentiation in a 55 year old woman : A rare entity. Clin Cancer Investig J 2017;6:194-6	NO	YES
		Gurwale S, Gore CR, Karia KM, Paranjape SP, Bardapurkar PR, Kumar H, Buch AC. Extranodal non-Hodgkin's lymphoma : A case series. Clin Cancer Investig J 2018;7:137-142	YES	NO
		Buch AC, Haldar N, Kheur S, Chandanwale SS, Kumar H. Correlation between Ki-67 labeling index and mitotic index in oral squamous cell carcinoma. Clin Cancer Investig J 2019;8:90-5	YES	YES
		Buch AC, Iqbal B, Patil A, Haldar N, Kakrani AL, Bamanikar S, Pandit D, Kumar H. Flow cytometric analysis of lymphocyte subsets in alcoholic liver disease. J Med Soc 2019;33:52-8		

  
**DEAN**  
 Dr. D. Y. Patil Medical College,  
 Pimpri, Pune - 411018.



**Dr. D.Y.Patil Medical College, Hospital & Research Centre, Pimpri, Pune - 411018**

**02. Annexure-1 - Publication in Vancouver referencing style**

Sr. No	Faculty Name	Publication in Vancouver referencing style	Pubmed Indexed Yes / No	Scopes Indexed
		Tayade T, Bondge A R, Buch A, Kumar H. Adrenal Myelolipoma : A rare entity. Med J D Y Patil Vidyapeeth 2020;13:82-4.	NO	NO
		Pathak P, Bamanikar S, Shetty A, Kumar H, Buch A.. Histopathological analysis of ovarian tumours and overexpression of HER2/neu in ovarian carcinomas Indian J Pathol Oncol 2019;6(3):440-4	YES	YES
		Banyameen Iqbal, Prachi Khandekar, Indranil Dey, Harsh Kumar. Syringofibroadenoma : Benign eccrine sweat gland tumour – A rare case report. .Indian J Dermatopathol Diagn Dermatol 2019;6:97-99	NO	NO
		Neekita Shriram Agrawal, M. Banyameen Iqbal*, Amardeep Ajinath Patil, Kunjal Mukesh Karia Harsh Kumar. Study to Evaluate the Histopathological Spectrum of Hepatic Lesions in Liver Biopsies in a Tertiary Care Hospital. Annals of Pathology and Laboratory Medicine, Vol. 5, Issue 3, March, 2018	YES	NO
		Bamanikar S, Ranjan S, Kumar H, Gore C, Kambale T. An Atypical Meningioma Presenting at an Unusual Site. Journal of Clinical and diagnostic research. 2020 Sep. Vol 14(9): ED04-ED06	NO	NO
		Viswanathan V. Malhotra A, Dharwadkar A, Vimal S, Gore C, Kumar H, An Unusual case of Gastric Lymphoma presenting as Linitis Plastica, Med J D Y Patil Vidyapeeth 2021 : 14:73-9.	YES	NO
		Viswanathan V, Kumar H, Gore C, Kurbada S, Khan R. A rare case of Mixed Ductal Neuroendocrine tumour of the Pancreas. APALM. 2021;8(2):C-20-C-24. ISSN Number: 2349-6983	YES	YES
8	Dr. Saroj Deoghare	Saroj B. Deoghare, Vijay Dombale, Syed Sarfaraz Ali and AnamDalwai. Study of Estrogen Receptor, Progesterone Receptor and Human Epidermal Growth Factor Receptor Expression by Immunohistochemistry in Breast Carcinoma. Walawalkar International Medical Journal 2017; 4(2):26-39	No	No

  
**DEAN**  
 Dr. D. Y. Patil Medical College,  
 Pimpri, Pune - 411018.

**Dr. D.Y.Patil Medical College, Hospital & Research Centre, Pimpri, Pune - 411018**

**02. Annexure-1 - Publication in Vancouver referencing style**

Sr. No	Faculty Name	Publication in Vancouver referencing style	Pubmed Indexed Yes / No	Scopes Indexed
		Syed Sarfaraz Ali, Rangrao H. Deshpande, Saroj B. Deoghare, Vijay Dombale, and Prajakta Chandrakant. A Retrospective Study of Screening of Common Transfusion Transmitted Infections in the Blood Bank of a Tertiary Care Centre. Walawalkar International Medical Journal 2017; 4(2):07-16.	No	No
		Ali SS, Prabhu MH, Deoghare S, Inamdar SS, Deepak N: Spectrum of Cervical Lesions by Papanicolaou (Pap) Smear Screening in Remote Area of Bagalkot- A Camp Approach. Int. J. Life. Sci. Scienti. Res., 2017; 3(3): 986-991.	No	No
		Deoghare SB, Prabhu MH, Ali SS, Inamdar SS: Histomorphological Spectrum of Bone Lesions at Tertiary Care Centre. Int. J. Life. Sci. Scienti. Res., 2017; 3(3): 980-985.	No	No
9	Dr. Padmakar Bardapurkar	Primary squamous cell carcinoma of caecum presenting in a female: a case report. ejpmr, 2017, 4(2), 594-598.	No	No
		Correlation of serological markers with haematological parameters in early diagnosis of dengue infection in dengue prone areas. Trop J Path Micro 2018; 4(1): 76-81. doi: 10.17511/jopm.2018.i1.14.	No	No
		Extranodal non-Hodgkin's lymphoma: A case series. Clin Cancer Investig J 2018; 7: 137-42	No	No
		Clinico-hematological evaluation of pancytopenic adults in a tertiary care institution. Ind J Pathol Oncol, 2018; 5(3): 391-397	No	No
		Study of Dermal Vascular Changes in Inflammatory Skin Diseases. Saudi Journal of Pathology and Microbiology, 2018; 3(3): 86-92	No	No
		Diagnostic Importance of Platelet Parameters in Patients with Coronary Artery Disease and Acute Myocardial Infarction. Scholars Journal of Applied Medical Sciences, 2018; 6(4): 1416-1421. DOI: 10.21276/sjams.2018.6.4.8.	No	No

  
**DEAN**  
 Dr. D. Y. Patil Medical College,  
 Pimpri, Pune - 411018.

**Dr. D.Y.Patil Medical College,Hospital & Research Centre, Pimpri, Pune - 411018**

**02. Annexure-1 - Publication in Vancouver referencing style**

Sr. No	Faculty Name	Publication in Vancouver referencing style	Pubmed Indexed Yes / No	Scopes Indexed
10	DR. A. C. BUCH	Gore CR, Panicker NK, Kumar H, Buch A,Chandanwale SS. A rare case of signet ring cell lymphoma: Diagnosisaided by immunofluorescent staining. J Cytol 2017;34:56-8.	YES	YES
		Buch AC, ShethJY, Bamanikar SA, Pandey AA. Unusual Alveolar Pattern in Node Based Diffuse Large B-cell Lymphoma JKIMSU 2017; 6(1) : 104-108	NO	YES
		Buch A, Kaur S, Nair R, Jain A. Platelet volume indices as predictive biomarkers for diabetic complications in Type 2 diabetic patients. J Lab Physicians 2017;9:84-8.	YES	NO
		BamanikarSA, Bardapurkar P, Harsh Kumar, Buch A. Primary squamous cell carcinoma of caecum presenting in a female: a case report EJPMSR2017;4(2):594-598	YES	NO
		Patel RJ, Buch AC, Chandanwale SS, Kumar H. Role ofhistochemical stains in differentiating hemangioma and vascular malformation.Indian J Dermatopathol Diagn Dermatol 2016;3:1-6.	NO	NO
		Buch A C, Karia K M, Agrawal NS, Ingale Y, Harsh Kumar Primary Adrenal Lymphoma: A Rare Entity.Research and Reviews: Reports in Cancer and Treatments 2017:1(1):9-11	NO	NO
		Ansari J, Buch AC, Kaur S, Nikam SR, Nair R, Rajpal M. Co relation of platelet volume indices with lipid profile in diabetic and non diabetic patients: A case control study. EJPMSR 2017;4(6):565-569	YES	NO
		Chandanwale SS, Jadhav RS, Rao R, Buch A,Nikam S. Multilocular cystic renal cell carcinoma: A rare case report withreview of literature. J Med Soc 2017;31:205-7.	NO	NO
		Mushtaq I, Magdum R, Buch A, Iqbal BM, Arun S,Malhotra J. Study to correlate clinical and histopathological characteristics of pterygium in predicting its recurrence. J Med Soc 2017;31:190-4.	NO	NO


**DEAN**

Dr. D. Y. Patil Medical College,  
Pimpri, Pune - 411018.

**Dr. D.Y.Patil Medical College, Hospital & Research Centre, Pimpri, Pune - 411018**

**02. Annexure-1 - Publication in Vancouver referencing style**

Sr. No	Faculty Name	Publication in Vancouver referencing style	Pubmed Indexed Yes / No	Scopes Indexed
		Buch A C, Agrawal NS, Karia K M, Harsh Kumar. Imprint Cytology: A Key to Diagnose Ocular Surface Squamous Neoplasia Sch J Med Case Rep 2017; 5(8):495-497. Available Online: <a href="http://saspjournals.com/sjmcr">http://saspjournals.com/sjmcr</a>	NO	NO
		Buch AC, Bavikar R, patel SR, karnik s, Anari J Role of Renal Biopsy in Evaluation of Morphological Spectrum and Pathogenesis of Lupus Nephritis Annals of Pathology and Laboratory Medicine 2017;4(6): 732-741	NO	NO
		Bamanikar S, Khandelwal A, Shah K ,Bamnikar A, Buch AC. Detection of helicobacter pylori in gastric biopsies of patients with chronic gastritis: histopathological and immunohistochemical study. Int J Health Sci Res. 2018; 8(3):39-47	NO	NO
		Buch Ac, Jadhav S, Patel S, Patil A, Patro N Comparision of traditional pathology practical examination versus objective structured practical examnation(OSPE) among II MBBS students. International journal of Scientific Research 2018;7(4):72-74.	NO	NO
		Ansari JN, Buch AC, Pandey A, Ruby R, Siddique A. Spectrum of histopathological changes in fibroadenoma of breast. Ind J Pathol Oncol, 2018;5(3):429-434	NO	NO
		Buch AC ,Dr. Patil AA , Agrawal NS , Karia KM , Kaur M , Patro N. Evaluation of Platelet Count and Platelet Indices and Their Significance in PreEclampsia. Sch. J. App. Med. Sci 2018; 6(4): 1598-1602	NO	NO
		Gurwale S, Gore CR, Karia KM, Paranjape SP, Bardapurkar PR, Kumar H, Buch AC. Extranodal non-Hodgkin's lymphoma: A case series.Clin Cancer Investig J 2018;7:137-142	NO	NO
		Buch AC, Tiwari SM, Rathi SM, Patro N, kaur S, Sonkawade D.Study of Effect of Alcohol on the Microscopic Analysis of SemenRec. Adv. Path. Lab. Med. 2018; 4(4) :13-17	NO	NO

  
**DEAN**  
 Dr. D. Y. Patil Medical College,  
 Pimpri, Pune - 411018.

**Dr. D.Y.Patil Medical College, Hospital & Research Centre, Pimpri, Pune - 411018**

**02. Annexure-1 - Publication in Vancouver referencing style**

Sr. No	Faculty Name	Publication in Vancouver referencing style	Pubmed Indexed Yes / No	Scopes Indexed
		Buch AC, Patil A, Haldar N, Iqbal B, Pandit D, Kakrani AL et al Relation of Lymphocyte Subsets and Cytokines in Different Grades of Alcoholic Cirrhosis. Journal of Clinical and Diagnostic Research. 2019 ;13(1): 8-11	NO	NO
		Ingale YP, Buch AC, Ulhas PN, Kumar H. Incidental detection of chorangioma with chorangiomas of placenta: A rare case report. Med J DY Patil Vidyapeeth 2019;12:174-6.	NO	YES
		Buch AC, Haldar N, Kheur S, Chandanwale S, kumar H. Correlation between Ki-67 labeling index and mitotic index in oral squamous cell carcinoma. Clin cancer Investig J 2019; 8: 90-5	NO	NO
		Bamanikar S, Pathak P, Buch A, Nawani N, Sawaimul K, DNA Flow Cytometry and Immunohistochemical Evaluation of Effusion Specimens, J Diagn Pathol Oncol 2019;4(1):22-26	NO	NO
		Pathak P, Bamanikar S, Shetty A, Kumar H, Buch A. Histopathological analysis of ovarian tumours and overexpression of HER2/neu in ovarian carcinomas. Indian J Pathol Oncol 2019;6(3):440-4.	NO	NO
		Buch AC, Iqbal MB, Patil A, Haldar N, Kakrani AL, Bamanikar S, <i>et al</i> . Flow cytometric analysis of lymphocyte subsets in alcoholic liver disease. J Med Soc 2019;33:52-8.	NO	NO
		Sawaimul K, Patro N, Gore C, Buch AC. Giant pulmonary hamartoma with foci of placental transmigration of the lung. Med J DY Patil Vidyapeeth 2019;12:544-6	NO	YES
		Buch A, Jain K, Kambale T et al. A Rare Congenital Anomaly: Jejunal Duplication Cyst. Rec Adv Path Lab Med 2019; 5(2): 27-30.	NO	NO
		Bamnikar S, Sankawade D, bamnikar A, Gore CR, Chandanwale SS, Buch AC Histomorphology Spectrum of Gastrointestinal Lesions in a Tertiary Care Centre. Acta Scientific Cancer Biology, 2019; 3(12): 04-11	NO	NO

**BEAN**  
Dr. D. Y. Patil Medical College,  
Pimpri, Pune - 411018.

**Dr. D.Y.Patil Medical College, Hospital & Research Centre, Pimpri, Pune - 411018**

**02. Annexure-1 - Publication in Vancouver referencing style**

Sr. No	Faculty Name	Publication in Vancouver referencing style	Pubmed Indexed Yes / No	Scopes Indexed
		Buch AC, Gupta D, Vasu B, Rathod H. A Study of Cerebrospinal Fluid Examination using Urine Reagent Strips for Diagnosis of Meningitis. Recent Advances in Pathology & Laboratory Medicine 2019;5(4): 1-6	NO	NO
		Tayade S, Bondge AR, Buch A, Kumar H. Adrenal myelolipoma: A rare entity. Med J DY Patil Vidyapeeth 2020;13:82-4.	NO	YES
		Chandanwale SS, Naragude P, Singh M, Raj A, Bamanikar S, Buch AC, et al. Prevalence of pathological lesions in 161 nephrectomies: An experience from a teaching hospital in urban industrial area of Maharashtra. Indian J Med Spec 2020;11:21-7.	NO	NO
		Buch AC, Patro N, Bavikar R, Gore CR. An analytical study of histograms and their correlation with peripheral blood smear findings. Indian journal of applied research 2020; 10 ( 4): 1-4	NO	NO
		Sawadkar M M, Dharwadkar A, Gore C R, Chandanwale S S, Buch A C. Hematological scoring system and its significance in the early diagnosis of neonatal sepsis. Saudi journal of pathology and microbiology. 2020;5(2):108-11	NO	NO
		Buch A, Khandekar P, Kambale T, Jain K. Metaplastic carcinoma of breast: A rare histological entity. Indian J Pathol Oncol 2020;7(4):1-4.	NO	NO
		Buch AC, Rathod H Reflection on teaching learning session during covid19 NJIRM 2020; 11(4): 17	YES	NO
		Buch A C, Rathod H, Kamble R. E-learning: The Scenario During COVID-19 Pandemic, J Med Edu. 2020 ; 19(2):e107227. doi: 10.5812/jme.107227.	NO	NO
		atro N, Buch AC, Naik MD, Vimal S, Chandanwale SS. Assessment and reliability of suspect flags in automated hematology analyzers for diagnosing white blood cell and platelet disorders. Med J DY Patil Vidyapeeth 2020;13:667-71.	NO	YES

  
**DEAN**  
 Dr. D. Y. Patil Medical College,  
 Pimpri, Pune - 411018.

**Dr. D.Y.Patil Medical College, Hospital & Research Centre, Pimpri, Pune - 411018**

**02. Annexure-1 - Publication in Vancouver referencing style**

Sr. No	Faculty Name	Publication in Vancouver referencing style	Pubmed Indexed Yes / No	Scopes Indexed
		Buch A, Kulkarni R. Artificial Intelligence (AI) in Pathology– A Summary and Challenges Global Journal of Medical Research: K Interdisciplinary 2021; 21 ( 2):23-34	NO	NO
		Bamanikar S, Sonkawade D, Bhandari P, Bamanikar A, Chandanwale S, Buch A. Histomorphology panorama of neoplastic gastrointestinal lesions in a tertiary care center. Med J DY Patil Vidyapeeth 2021;14:31-5.	NO	YES
		Buch AC, Bondge AR, Gore CR. The Utility of PSA and PSA Density in Assessing the Risk of Prostate Cancer. IOSR Journal of Pharmacy (IOSRPHR) 2021; 11(03): 46-50	NO	NO
		Buch AC, Rathod H, Naik MD Scope and Challenges of Self-Directed Learning in Undergraduate Medical Education: A Systematic Review J Med Edu. 2021 February; 20(1):e114077 doi: 10.5812/jme.114077	NO	NO
		Buch AC, Rawal A, Bondge A. Histopathological Spectrum of Lesions of Prostate. Saudi J PatholMicrobiol 2021; 6(6): 229-233.	NO	NO
		Buch AC, Gore CR, Mishra P, Rakesh R, Gurwale S Mysterious Case of Anaplastic Astrocytoma; A Diagnostic Dilemma Due to Unusual Morphology. International Journal of Medical Science and Current Research 2021; 4(5):826-829	YES	NO
11	Dr.Sushma Gurwale	Gurwale S, Gore CR, Karia KM, Paranjape SP, Bardapurkar PR, Kumar H et al. Extranodal non Hodgkin's lymphoma. A case series. Clin Cancer investing J 2018;	NO	NO
		Gore CR, Gurwale S, Sammi A, Dey I, Deshpande AH. Estrogen, progesterone and Human Epidermal Growth Factor Receptor 2 in Malignant Breast Lesions. Med J DY Patil Vidyapeeth 2018;11:9-15	NO	NO
		Gore CR, Singh BK, Chandanwale SS, Gurwale SG, Kumar H, Bawikar R et al. Imprint Cytology: A Boon In Tissue Diagnosis Med J DY Patil univ, 2017;10:58-63	NO	NO

**DEAN**  
 Dr. D. Y. Patil Medical College,  
 Pimpri, Pune - 411018.

**Dr. D.Y.Patil Medical College, Hospital & Research Centre, Pimpri, Pune - 411018**

**02. Annexure-1 - Publication in Vancouver referencing style**

Sr. No	Faculty Name	Publication in Vancouver referencing style	Pubmed Indexed Yes / No	Scopes Indexed
12	Dr.Sushma Kulkarni	Chandanwale S, Buch A, Verma A, Vimal S, Kulkarni S, Satav V. Evaluation of granulomatous lymphadenitis on fine needle aspiration cytology-diagnostic dilemma. Int J Pharma Bio Sci. 2014;5:377-84.	No	No
		Chanadanwale SS, Panicker NK, Kulkarni SP, Shah KR, Kumar H, Sharma YK, et al. Morphometry analysis of psoriasis and psoriasiform dermatitis: A retrospective study of 50 cases. Med J DY Patil Univ2015;8:43-7.	No	Yes
		Vimal S, Kulkarni S, Dharwadker A, Mukesh KK, Bamanikar S, Kumar H. Fine needle aspiration cytology as a diagnostic tool in lymphadenopathy for pediatric age group-tertiary care centre. Ejpnr. 2017;4(5):552-9.	No	No
		Anjali Verma, Sushma Praveen Kulkarni, Rina Sharma. Prevalence of Hypothyroidism in Pregnancy in a Tertiary Care Hospital. Int J Med Res Prof. 2019 May; 5(3):129-31. DOI:10.2127	No	No
		Kulkarni SP, Kulkarni PD. Current nephrectomy scenario with pathological correlation in a tertiary care centre - A three year study. Indian J Pathol Oncol 2019;6(3):	No	No
		Praveen Kulkarni S, Sonkawade D, Patro N, Kaur S, Sawadkar M. Spectrum of lesions in non-neoplastic nephrectomy specimens and their clinico-pathological correlation- a tertiary care hospital experience. Indian J Pathol Oncol 2019;6(4):1-5.	No	No
		Desai Aishwarya V.1, Pagaro Pradhan M1, Ingale Yaminiy Pradeep1*, Bavikar Rupali R1, Vidya Viswanathan1, Dharwadkar Arpana1, Kulkarni Sushma P1, Gore Charusheela R1, Aditi Malhotra1, Merin Jose1 et al Histopathological spectrum of Pancreatic and Periampullary Neoplasms.2021;28:3759-66	No	Yes
		Ingale YP, Bavikar RR, Kulkarni SP, Kale NC. Histological spectrum of benign soft-tissue neoplasm in a tertiary care center. Clinical Cancer Investigation Journal. 2021 May 1;10(3):108.	No	Yes

**DEAN**

**Dr. D. Y. Patil Medical College,  
Pimpri, Pune - 411018.**



**Dr. D.Y.Patil Medical College, Hospital & Research Centre, Pimpri, Pune - 411018**

**02. Annexure-1 - Publication in Vancouver referencing style**

Sr. No	Faculty Name	Publication in Vancouver referencing style	Pubmed Indexed Yes / No	Scopes Indexed
13	Dr.Yamini Ingale	Kale NC <sup>1</sup> , Ingale YP <sup>2*</sup> , Ranpise SM <sup>3</sup> , Sirsikar SS <sup>4</sup> .Effect of Life Style on Body Mass Index in Urban and Rural Student Population. JMSCR 2019; 07(01):460-466.	No	No
		) Ingale YP, Kale NC, Puranik SC. A clinicopathological evaluation of soft tissue tumors in tertiary care centre. <i>Indian J Pathol Oncol</i> 2019;6(4):652-657.	No	No
		Desai Aishwarya V <sup>1</sup> , Pagaro Pradhan M <sup>1</sup> , Ingale Yamini Pradeep <sup>1*</sup> , Bavikar Rupali R <sup>1</sup> , Vidya Viswanathan <sup>1</sup> , Dharwadkar Arpana <sup>1</sup> , Kulkarni Sushma P <sup>1</sup> , Gore Charusheela R <sup>1</sup> , Aditi Malhotra <sup>1</sup> , Merin Jose <sup>1</sup> , Parule Bhandri <sup>1</sup> , Ume Sumayya m Patil <sup>1</sup> , Pubali Ghosha <sup>1</sup> .Histopathological spectrum of Pancreatic and Periapillary Neoplasms. <i>International medical journal</i> 2021;28(01):3759-3766.	No	yes
		Ingale YP, Bavikar RR,Kulkarni SP, Kale NC. Histological spectrum of benign soft-tissue neoplasm in a tertiary care center. <i>ClinCancer Investig J</i> 2021;10:108-11.	No	No
		Ingale YP, Buch AC, Ulhas PN, Kumar H. Incidental detection of chorangioma with chorangiosis of placenta: A rare case report. <i>Med J DY Patil Vidyapeeth</i> 2019;12:174-6.	No	yes
		R Bavikar, S Bamanikar, H Kumar, M Jha, Y Ingale.Giant brener tumor of ovary. <i>Medical Journal of Dr. DY Patil University</i> 2018; 10 (5), 497	No	yes
14	Dr.S.S.Chndanwale	Gore CR, Singh BK, Chandanwale SS, Gurwale SG, Kumar H, Bawikar R, Imprint cytology: A boon in tissue diagnosis. <i>Med J DY PatilUniv</i> 2017;10:58-63.	Yes	
		)Bamanikar S, Jha2 M, Shah K, Sheth J, Chandanwale SS, Vimal S. Diagnostic Accuracy of Fine Needle Aspiration Cytology of Breast Lump In a tertiary Teaching Hospital. <i>Euro J Biomed Pharma Sci</i> 2017;4:385-92	No	No

**DEAN**  
**Dr. D. Y. Patil Medical College,**  
**Pimpri, Pune - 411018.**

**Dr. D.Y.Patil Medical College, Hospital & Research Centre, Pimpri, Pune - 411018**

**02. Annexure-1 - Publication in Vancouver referencing style**

Sr. No	Faculty Name	Publication in Vancouver referencing style	Pubmed Indexed Yes / No	Scopes Indexed
		Dharvadkar A, Vimal S, Shetty A, Vishwanatha V, Chandanwale SS, Kumar H. Giant Cell Tumour of Tendon Sheath: A Cytomorphological Study of 21 Cases. Ejpnr 2017;4(6);576-80	No	No
		Chandanwale S S, Kaur S, Nair R, Sheth JY, Nikam S, Nizam JA, Kaur M, Koshy A. Precancerous Breast Lesions in Benign Breast Lesions: Review of 430 Benign Breast Lesions. Clin Cancer Investig J 2017;6(1):30-34.	No	No
		Chandanwale SS, Jadhav RS, Rao R, Buch A, Nikam S. Multilocularsystic renal cell carcinoma: A rare case report with review of literature. J Med Soc 2017;31;205-7	No	No
		Chandanwale SS, Jadhav R, Rao R, NaragudeP, Bhamnikar S, Ansari JN. Clinicopathologic study of malignant ovarian tumors: A study of fifty cases. Med J DY Patil Univ 2017;10:430-7.	yes	-
		Chandanwale SS, Gupta N, Sheth J, Naragude P, Gambhir AS, Pathak P, et al. Histopathological study of portal hypertensive gastropathy using gastric biopsy. Med J DY Patil Vidyapeeth 2017;10:562-7.	Yes	Yes
		Chandanwale SS, Nair R, Gambhir A, Kaur S, Pandey A, Shetty A, Naragude P. Cytomorphological Spectrum of Thyroiditis: A Review of 110 Cases Journal of Thyroid Research. 2018, doi:10.1155/2018/5246516	Yes	Yes
		Dr Gore CR, Dr Shende P, Dr Paranjape S, Dr Bardapurkar P, Dr Chandanwale S, Dr Namrata P. Study of dermal vascular changes in inflammatory skin diseases. Saudi J path micro. 2018 doi:10.21276/sjpm.2018.3.3.5	No	No
		Dr Gore CR, Dr Paranjape S, Dr Koshy A, Dr Bardapurkar P, Dr Chandanwale S. Diagnostic importance of platelet parameters in patients with coronary artery disease and acute myocardial infarction. Sch. J. App. Med. Sci. 2018: 10.21276/sjams.2018.6.4.8.	No	No

  
**DEAN**  
 Dr. D. Y. Patil Medical College,  
 Pimpri, Pune - 411018.

**Dr. D.Y.Patil Medical College, Hospital & Research Centre, Pimpri, Pune - 411018**

**02. Annexure-1 - Publication in Vancouver referencing style**

Sr. No	Faculty Name	Publication in Vancouver referencing style	Pubmed Indexed Yes / No	Scopes Indexed
		Chandanwale SS, Karia KM, Agrawal NS, Patil AA, Shetty AB, Kaur M. Uterine lipoleiomyoma and lipoma: A rare unique case report with review of literature. <i>Int J App Basic Med Res</i> 2018;8:193-195.	No	Yes
		Shah K. Bamanikar S. Pathak P, Chandanwale SS, Bamanikar A. Immunohistochemical testing of HER2NEU protein overexpression in gastric cancer specimens and its clinicopathological correlation, <i>J DiagnPatholOncol</i> 2019;4(1):9-15	No	No
		13 Buch A, Halder N, Kheur S, Chandanwale S, Kumar H. Correlation between Ki-67 Labeling Index and Mitotic Index in oral squamous	No	No
		Chandanwale SS, Naragude P, Singh M, Charusheela G, Desai A, S. Spectrum of pathological lesions in nephrectomy specimens: A study of 50 lesions. <i>J DiagnPatholOncol</i> 2019;4(4):292-298.	No	No
		15] Chandanwale S S ,Naragude P, Shetty A , Sawadkar M ,Raj A , Bhide A , Singh M. Cytomorphological Spectrum of Granulomatous Mastitis: A Study of 33 Cases. <i>Eur J Breast Health</i> 2020; 16(2): 146-151.	Yes	No
		Chandanwale SS, Naragude P, Singh M, Raj A, Bamanikar S, Buch AC, et al. Prevalence of pathological lesions in 161 nephrectomies: An experience from a teaching hospital in urban industrial area of Maharashtra. <i>Indian J Med Spec</i> 2020;11:21-7	No	No
		Sawadkar MM, Dharwadkar A, Gore CR, Chandanwale SS, Buch AC. Hematological scoring system and its early significance in early diagnosis of neonatal sepsis. <i>Saudi J PatholMicrobiol</i> 2020;5(2): 108-114	No	No
		Bhavana Vasu <sup>1</sup> , C. R. Gore <sup>1</sup> , Shirish Chandanwale <sup>1</sup> , Harsh Kumar <sup>1</sup> , et al. Clinicopathological Analysis Of Neoplastic Kidney Lesions. <i>International Medical Journal</i> . 2021;28: 4271-4278	No	No
		Jose M, Chandanwale S, Singh M, Raj A, Gore C. Mesenteric cystic lymphangioma – A rare entity with unusual presentation.	Yes	No

**DEAN**  
 Dr. D. Y. Patil Medical College,  
 Pimpri, Pune - 411018.

**Dr. D.Y.Patil Medical College, Hospital & Research Centre, Pimpri, Pune - 411018**

**02. Annexure-1 - Publication in Vancouver referencing style**


Sr. No	Faculty Name	Publication in Vancouver referencing style	Pubmed Indexed Yes / No	Scopes Indexed
		Chandanwale S S, Gore CR, Singh M, Raj A, Rasmi RK. Idiopathic granulomatous lobular mastitis: A rare entity with diagnostic dilemma on fine fine needle aspiration. J Med Sci DOI:10.4103/jmedsci. 26_20.	Yes	No
		21] Chandanwale S S, Khan R, Dharwadkar A, Randive R. A recurrent hibernoma in neck: An extremely rare entity. J Head Neck Physicians Surg 2021;19:64-6.	No	No

**DEAN**

Dr. D. Y. Patil Medical College,  
Pimpri, Pune - 411018.

3. Medical Educator Training/ Research Methodology and dates

Department	Faculty Name	MET Workshop	Dates
Pathology			
1	Dr.C.R.Gore	MET Basic	14-03-2016
		Advance workshop in health sciences'education technology	13-15 Jan 2013
		Revised basic workshop	15-17 march 2016
2	Dr.S.S.Chandanwale	Education Scinces of Tecnology	17/25 January2020
3	Dr.Archana Buch	Institute of Medical Education technology and teachers training	14-Mar-19
		Revised basic workshop	24-27 September2019
		Health sciences educational technology	21-24 April 2008
		Revised basic workshop	15-17 march 2016
		Advance workshop in health sciences'education technology	January-June 2013
4	Dr.Arpana Dharwadkar	Basic course in biomedical technology	March-june2020
		Basic Course Workshop in Medical Education Technologies	16-18April 2014
5	Dr.Rupali Bavikar	Curriculum implementation support programme II	14-25 September 2020
		Revised basic course and technology in attitude ethics & communication	16-18 Marcg2021
		Basic course in biomedical technology	26-28 December 2013
6	Dr.Tushar Kambale	Basic Course Workshop in Medical Education Technologies	3-5 October2020
		Basic course in biomedical technology	March-June2021
7	Dr.M.B.Iqbal	Basic Course Workshop in Medical Education Technologies	28-30 July 2015
8	Dr. Sushma Kulkarni	Revised basic course and technology in attitude ethics& communication	29-Nov-18
		Basic Course Workshop in Medical Education Technologies	26-28November2018

  
**DEAN**  
 Dr. D. Y. Patil Medical College,  
 Pimpri, Pune - 411018.

3. Medical Educator Training/ Research Methodology and dates

Department	Faculty Name	MET Workshop	Dates
9	Dr. Yamini Ingale	Basic course in biomedical technology	March-June 2021
		Resident as teacher basic workshop in educational technology	13-14-August 2013
		Revised basic course and technology in attitude ethics & communication	1-3 September 2021
		Revised Basic course in biomedical technology	3-5 June 2015
10	Dr. Komal Sawaimul	Basic Course Workshop in Medical Education Technologies	28-30 July 2015
11	Dr. Sushma Gurawale	Basic course in biomedical Research	March-June 2021
12	Dr. Vidya Viswanathan	Basic course in biomedical Research	March-june 2020

DEAN

Dr. D. Y. Patil Medical College,  
Pimpri, Pune - 411018.