



Department	Name of Faculty Qualification IMR Number	Current Designation & Date of Promotion	Nature of employment Regular/permanent or contract/outsourced	Details of Service in the Last 5 years				Year	Number of lectures taken/year. Topics covered	Name of Lecture Topics
				Institution	Designation	From	To			
Orthopedics										
1	Dr. Sanjay S. Deo MBBS, MS 58875	Professor & HOD	Regular	Dr.D.Y.Patil Medical College,Pune	Professor	01-01-13	till date	2016	6	a) Osteomalacia b) Rickets Revision a) Crystal arthritis and haemophilia a) Osteomalacia b) Rickets a) Crystal arthritis and haemophilia a) Revision
								2017	5	a) Osteomalacia b) Rickets a) Crystal arthritis and haemophilia a) Osteomalacia b) Rickets Revision a) Crystal arthritis and haemophilia
								2018	5	a) Osteomalacia b) Rickets a) Osteomalacia b) Rickets a) Crystal arthritis and haemophilia Revision a) Crystal arthritis and haemophilia
								2019	3	Revision a) Crystal arthritis and haemophilia a) Crystal arthritis and haemophilia
								2020	3	Back Pain – cause, Investigation & diagnosis Back Pain – cause, Investigation & diagnosis Fractures of femur around knee
								2021	2	CP Fractures around shoulder joint
2	Dr. Amit Kale MBBS, MS, DNB, Mch 2000020869	Professor	Regular	B.J.Medical College, Pune Dr.D.Y.Patil Medical College,Pune	Asso.Prof Professor	26-12-13 11-01-18	04-01-18 till date	2019	6	a) Osteomalacia b) Rickets a) Osteomalacia b) Rickets a) Miscellaneous I. VIC II. TOS a) Miscellaneous I. VIC II. TOS Case taking general X-rays & disease of upper limb
								2020	2	Polio Fractures around Knee, ankle & foot Fractures around Knee, ankle & foot
								2021	2	Complication of fracture distal end radius Complication of fracture distal end radius X-rays & disease of Upper limb
3	Dr. D.S. Bhamare MBBS, MS 80317	Professor 01-02-18	Regular	Dr.D.Y.Patil Medical College,Pune Dr.D.Y.Patil Medical College,Pune Dr.D.Y.Patil Medical College,Pune	Asso.Prof Asso.Prof Professor	16-11-11 02-11-16 01-02-18	01-03-16 31-01-18 till date	2017	5	a) Dislocation of hip & ICNF a) Dislocation of hip & ICNF Bone tumors (Seminar) Bone tumors (Seminar) Examination - orthosis
								2018	10	a) Radial nerve injury b) Ulnar nerve injury c) Median nerve injur d) Sciatic Nerve Palsy a) Radial nerve injury b) Ulnar nerve injury c) Median nerve injury d) Sciatic Nerve Palsy a) Dislocation of hip & ICNF Bone tumors (Seminar) a) Dislocation of hip & ICNF


DEAN
 Dr. D. Y. Patil Medical College,
 Pimpri, Pune - 411018.


Department	Name of Faculty Qualification IMR Number	Current Designation & Date of Promotion	Nature of employment Regular/permanent or contract/outsourced	Details of Service in the Last 5 years				Year	Number of lectures taken/year. Topics covered	Name of Lecture Topics
				Institution	Designation	From	To			
									a) OA b) RA Bone tumors (Seminar) Examination - orthosis Fractures around Hip X-Ray of Infection	
							2019	10	Osteomyelitis Osteomyelitis Septic Arthritis a) Dislocation of hip & ICNF Bone tumors (Seminar) AVN a) Dislocation of hip & ICNF a) OA b) RA Examination - orthosis Bone tumors (Seminar)	
							2020	2	AVN Fractures around shoulder joint	
							2021	2	Fractures around Hip Foot & Ankle (Anatomy , Biomechanics & Clinical examination)	
4	Dr. Rahul Salunkhe MBBS, MS, D Otho 2002072633	Professor 01-10-18	Regular	Dr.D.Y.Patil Medical College,Pune Dr.D.Y.Patil Medical College,Pune	Asso.Prof Professor	01-02-14 01-10-18	30-09-18 till date		a) TB Joint a) Acetabulum & pelvis fracture a) TB Joint a) Acetabulum & pelvis fracture Complication of Supracondylar fracture of humerus a) OA b) RA Complication of Supracondylar fracture of humerus	
							2016	7	a) TB Joint a) Acetabulum & pelvis fracture Complication of Supracondylar fracture of humerus a) OA b) RA Complication of Supracondylar fracture of humerus	
							2017	7	a) TB Joint a) Acetabulum & pelvis fracture a) TB Joint a) Acetabulum & pelvis fracture Complication of Supracondylar fracture of humerus a) OA b) RA Complication of Supracondylar fracture of humerus	
							2018	6	a) TB Joint a) TB Joint a) Acetabulum & pelvis fracture Complication of Supracondylar fracture of humerus a) Acetabulum & pelvis fracture Complication of Supracondylar fracture of humerus	
							2019	4	a) TB Joint a) TB Joint a) Acetabulum & pelvis fracture a) Acetabulum & pelvis fracture	
							2020	2	Role of MRI,CT & USG in Orthopaedics Role of MRI,CT & USG in Orthopaedics CP CP Fracture forearm & Fracture Around Elbow	


DEAN
 Dr. D. Y. Patil Medical College,
 Pimpri, Pune - 411018.

Department	Name of Faculty Qualification IMR Number	Current Designation & Date of Promotion	Nature of employment Regular/permanent or contract/outsourced	Details of Service in the Last 5 years				Year	Number of lectures taken/year. Topics covered	Name of Lecture Topics
				Institution	Designation	From	To			
								2021	3	Hand & Wrist (Deformity Congenital , post-traumatic, Post-infectious , Recent advances , Tumors) Hand & Wrist (Deformity Congenital , post-traumatic, Post-infectious , Recent advances , Tumors)
5	Dr. Mukesh Phalak MBBS, MS, DNB 2006113349	Professor 14-12-18	Regular	Dr.D.Y.Patil Medical College,Pune Dr.D.Y.Patil Medical College,Pune	Asso.Prof Professor	01-08-15 14-12-18	13-12-18 till date	2016	8	a) TB Spine a) Dislocation of hip & ICNF a) Seronegative arthritis a) TB Spine Fracture of Spine Fracture of Spine X-rays & disease of Lower limb
								2017	8	a) Scoliosis Kyphosis a)spine fracture a) TB Spine a) Scoliosis Kyphosis a)spine fracture a) TB Spine Fracture of Spine X-rays & disease of Lower limb
								2018	6	a) TB Spine a) TB Spine a) Seronegative arthritis a) Seronegative arthritis Fracture of Spine X-rays & disease of Lower limb
								2019	4	a) TB Spine a) TB Spine a) Seronegative arthritis a) Seronegative arthritis
								2020	3	Perthe's disease Perthe's disease Fracture of Spine
								2021	4	X-rays & disease of Lower limb Fractures around wrist & hand X-rays & disease of Lower limb
6	Dr. Abhijeet Shroff MBBS, MS, D.Ortho 200352225	Associate Professor 01-03-18	Regular	Dr.D.Y.Patil Medical College,Pune Dr.D.Y.Patil Medical College,Pune	Asst.Prof Asso.Prof	01-08-09 01-03-18	28-02-18 till date	2016	9	a) IT & ST a) IT & ST a) Radial nerve injury b) Ulnar nerve injury c) Median nerve injury d) Sciatic Nerve Palsy a) Leprosy & Fungal infection a) Radial nerve injury b) Ulnar nerve injury c) Median nerve injury d) Sciatic Nerve Palsy a) Leprosy & Fungal infection a) IT & ST Fracture forearm & Fracture Around Elbow Orthotics -Lower Limb a) Radial nerve injury b) Ulnar nerve injury c) Median nerve injury d) Sciatic Nerve Palsy


DEAN
 Dr. D. Y. Patil Medical College,
 Pimpri, Pune - 411018.


Department	Name of Faculty Qualification IMR Number	Current Designation & Date of Promotion	Nature of employment Regular/permanent or contract/outsourced	Details of Service in the Last 5 years				Year	Number of lectures taken/year. Topics covered	Name of Lecture Topics
				Institution	Designation	From	To			
								2017	6	a) Radial nerve injury b) Ulnar nerve injury c) Median nerve injury d) Sciatic Nerve Palsy a) Leprosy & Fungal infection a) Leprosy & Fungal infection Fracture forearm & Fracture Around Elbow Orthotics -Lower Limb
								2018	6	Amputation a) IT & ST Amputation a) IT & ST a) Leprosy & Fungal infection a) Leprosy & Fungal infection a) IT & ST Fracture forearm & Fracture Around Elbow Orthotics -Lower Limb
								2019	6	Amputation Amputation a) Leprosy & Fungal infection a) Leprosy & Fungal infection Complication of fracture distal end radius Fractures of femur around knee
								2020	3	Complication of fracture distal end radius Complication of fracture distal end radius X-rays of tumors
								2021	4	AVN AVN X-Ray of Infection Knee of Examination
7	Dr. Vinod Nair	Associate Professor	Regular	Dr.D.Y.Patil Medical College,Pune	Asst.Prof	01-09-15	31-05-18	2016	6	Fracture olecronon a) Classification b) Signs and symptoms c) Treatment c) Treatment d) Operative Treatment
	MBBS, MS 200301239	01-06-18		Dr.D.Y.Patil Medical College,Pune	Asso.Prof	01-06-18	till date			Metatarsal and phalanx fractures X-rays, specimen of tumors Tuberculosis (Seminar) X-rays & disease of spine and pelvis X-rays & disease of spine and pelvis
								2017	6	Injuries to nerves, tendons muscles ligaments Metatarsal and phalanx fractures Injuries to nerves, tendons muscles ligaments Metatarsal and phalanx fractures Fractures of femur around knee X-rays & disease of spine and pelvis
										Injuries to nerves, tendons muscles ligaments Tuberculosis (Seminar) Injuries to nerves, tendons muscles ligaments Tuberculosis (Seminar)


DEAN
 Dr. D. Y. Patil Medical College,
 Pimpri, Pune - 411018.

Department	Name of Faculty Qualification IMR Number	Current Designation & Date of Promotion	Nature of employment Regular/permanent or contract/outsourced	Details of Service in the Last 5 years				Year	Number of lectures taken/year. Topics covered	Name of Lecture Topics
				Institution	Designation	From	To			
								2018	9	X-rays & disease of spine and pelvis Tuberculosis (Seminar) X-rays & disease of spine and pelvis Fractures of femur around knee X-rays & disease of spine and pelvis
								2019	5	a) Osteoporosis b) Scurvy Tumors of Bones a) Osteoporosis b) Scurvy Tumors of Bones Fractures around Knee, ankle & foot
								2020	1	Peripheral nerve injury Peripheral nerve injury
								2021	3	Splints commonly used in orthopaedics Orthotics –Upper Limb Splints commonly used in orthopaedics Orthotics –Upper Limb X-rays & disease of Upper limb
								2018	2	a) S.C. & shaft fracture femur a) S.C. & shaft fracture femur
								2019	5	Management of back pain X-rays of upper limb, trauma, infection Examination – specimen Fracture forearm & Fracture Around Elbow Fracture of Spine
								2020	2	Fracture forearm & Fracture Around Elbow X-rays & disease of spine and pelvis
								2021	4	a) Acetabulum & pelvis fracture Management of back pain Examination Speciman Hip of Examination
								2016	6	Dislocation shoulder a) Classification b) Signs and symptoms c) Treatment c) Treatment d) Operative Treatment Supracondylar fractures of femur a) Classification b) Signs and symptoms c) Treatment c) Treatment d) Operative Treatment Examination – implants Case taking trauma Complication of fracture dislocation end radius
								8	Dr. Visal S. Patil MBBS, MS, DNB 200602 1175	Associate Professor
9	Dr. Ashwin Deshmukh MBBS, MS 201001 0073	Associate Professor	Regular	Dr.D.Y.Patil Medical College,Pune Dr.D.Y.Patil Medical College,Pune	Asst.Prof Asso.Prof	01-07-13 30-09-18 01-10-18 till date				

DEAN
Dr. D. Y. Patil Medical College,
Pimpri, Pune - 411018.

Department	Name of Faculty Qualification IMR Number	Current Designation & Date of Promotion	Nature of employment Regular/permanent or contract/outsourced	Details of Service in the Last 5 years				Year	Number of lectures taken/year. Topics covered	Name of Lecture Topics
				Institution	Designation	From	To			
									X-rays & disease of Upper limb	
							2017	5	Fractures of carpels,metacarpels,phalanges Case taking trauma	
							2018	9	Fractures of carpels,metacarpels,phalanges Case taking trauma Peripheral nerve injury Basic of fractures & Polytrauma Fractures of carpels,metacarpels,phalanges Examination – implants Case taking trauma Peripheral nerve injury Examination - Implants	
							2019	8	a)spine fracture a) Miscellaneous Topic I. Tennis Elbow II. Rotatorcuff tendinitis III.Carpal tunnel Syndrome IV. Kienbock disease V. Planter fasciitis VI. Retrocalcaneal bursitis Examination – implants a)spine fracture a) Miscellaneous Topic I. Tennis Elbow II. Rotatorcuff tendinitis III.Carpal tunnel Syndrome IV. Kienbock disease V. Planter fasciitis VI. Retrocalcaneal bursitis Examination – implants Case taking trauma Examination - Implants	
							2020	4	Splints commonly used in orthopaedics X-Ray of Infection Splints commonly used in orthopaedics X-Ray of Infection	
							2021	3	Back Pain – cause, Investigation & diagnosis Elbow of Examination Back Pain – cause, Investigation & diagnosis Examination - Implants Elbow of Examination	
10	Dr. Tushar Pisal MBBS, MS 2008030724	Associate Professor 01-10-18	Regular	Dr.D.Y.Patil Medical College,Pune Dr.D.Y.Patil Medical College,Pune	Asst.Prof Asso.Prof	10-09-13 01-10-18	30-09-18 till date	2016	3	First aid and advance trauma Life saving (ATLS) measures (Seminar) First aid and advance trauma Life saving (ATLS) measures (Seminar) Exam of ortho case presentation
									Tumors of Bones Dislocation shoulder a) Classification b) Signs and symptoms c) Treatment c) Treatment d) Operative Treatment	


DEAN
Dr. D. Y. Patil Medical College,
Pimpri, Pune - 411018.

Department	Name of Faculty Qualification IMR Number	Current Designation & Date of Promotion	Nature of employment Regular/permanent or contract/outsourced	Details of Service in the Last 5 years				Year	Number of lectures taken/year. Topics covered	Name of Lecture Topics
				Institution	Designation	From	To			
								2017	5	Supracondylar fractures of femur a) Classification b) Signs and symptoms c) Treatment c) Treatment d) Operative Treatment Fractures around Knee, ankle & foot X-rays & disease of Upper limb
								2018	6	Injuries around the elbow a) Scoliosis Kyphosis Injuries around the elbow a) Scoliosis Kyphosis Fractures around Knee, ankle & foot X-rays & disease of Upper limb
								2019	9	a) Scoliosis b) Kyphosis
										a) Radial nerve injury b) Ulnar nerve injury c) Median nerve injury d) Sciatic Nerve Palsy
										a) Miscellaneous I. Snapping Hip II. Bursa around knee III. Osgood slater disease IV. TA rupture V. Kohlers disease
										a) Scoliosis b) Kyphosis
										a) Radial nerve injury b) Ulnar nerve injury c) Median nerve injury d) Sciatic Nerve Palsy
								2020	3	a) Miscellaneous I. Snapping Hip II. Bursa around knee III. Osgood slater disease IV. TA rupture V. Kohlers disease Fractures around wrist & hand X-rays & disease of spine and pelvis Orthotics -Lower Limb
										Splints commonly used in orthopaedics Fractures around wrist & hand X-rays & disease of Upper limb
								2021	4	Role of MRI,CT & USG in Orthopaedics Role of MRI,CT & USG in Orthopaedics Orthotics -Lower Limb X-rays & disease of Lower limb
										Dislocations elbow

11 | Dr. Birajdar Anteshwar | Associate Professor | Regular | Dr.D.Y.Patil Medical College,Pune | Asst.Prof | 01-01-16 | 31-07-21


Department	Name of Faculty Qualification IMR Number	Current Designation & Date of Promotion	Nature of employment Regular/permanent or contract/outsourced	Details of Service in the Last 5 years				Year	Number of lectures taken/year. Topics covered	Name of Lecture Topics
				Institution	Designation	From	To			
	MBBS, DNB, D Ortho	01-08-21		Dr.D.Y.Patil Medical College,Pune	Asso.Prof	01-08-21	till date	2016	5	Dislocations elbow
	90800									Fractures of the tibial shaft and fibula
										a) Classification
										b) Signs and symptoms
									c) Treatment	
									c) Treatment	
									d) Operative Treatment	
									X-rays of Lower limb, trauma, infection	
									Examination – specimen	
								2017	7	Plaster technique, plaster complications and plaster diseases
										Dislocations elbow
										Plaster technique, plaster complications and plaster diseases
										Dislocations elbow
									Fractures of the tibial shaft and fibula	
									a) Classification	
									b) Signs and symptoms	
									c) Treatment	
									c) Treatment	
									d) Operative Treatment	
									X-rays of Lower limb, trauma, infection	
									Examination – specimen	
								2018	9	Plaster technique, plaster complications and plaster diseases
										Dislocations elbow
										a)Peripheral Nerve injuries b) Injury of Brachial Plexus
										Plaster technique, plaster complications and plaster diseases
									Fractures of clavicle and acromioclavicular joint	
									Dislocations elbow	
									a)Peripheral Nerve injuries b) Injury of Brachial Plexus	
									X-rays of Lower limb, trauma, infection	
									Examination – specimen	
								2019	12	Plaster technique, plaster complications and plaster diseases
										Fractures of clavicle and acromioclavicular joint
										Metatarsal and phalanx fractures
										a)Peripheral Nerve injuries b) Injury of Brachial Plexus
									Fractures of clavicle and acromioclavicular joint	
									Metatarsal and phalanx fractures	
									a)Peripheral Nerve injuries b) Injury of Brachial Plexus	
									X-rays of Lower limb, trauma, infection	
									Examination – specimen	
									X-rays & disease of Upper limb	
									Orthotics –Upper Limb	
									X-rays & disease of Lower limb	
									Orthotics –Lower Limb	


DEAN
 Dr. D. Y. Patil Medical College,
 Pimpri, Pune - 411018.

Department	Name of Faculty Qualification IMR Number	Current Designation & Date of Promotion	Nature of employment Regular/permanent or contract/outsourced	Details of Service in the Last 5 years				Year	Number of lectures taken/year. Topics covered	Name of Lecture Topics
				Institution	Designation	From	To			
12	Dr. Ashwinkumar Khandge	Associate Professor	Regular	Topiwala National Medical College, Mumbai	Sr. Resident	30-07-15	29-07-16	2020	5	a) Peripheral Nerve injuries b) Injury of Brachial Plexus Orthotics – Lower Limb Elbow of Examination
	MBBS, MS	01-08-21		Dr. D. Y. Patil Medical College, Pune	Asst. Prof	08-09-16	31-07-21	2021	5	Perthe's disease spine of Examination Perthe's disease X-rays of tumors spine of Examination
				2011062226	Dr. D. Y. Patil Medical College, Pune	Asso. Prof	01-08-21	till date		
							2017	7	Injuries around the elbow Supracondylar fractures of the humerus a) Classification b) Signs and symptoms investigation c) Closed treatment d) Operative treatment e) Complication Fractures of patella a) Classification b) Signs and symptoms investigation c) Closed treatment d) Operative treatment e) Complication Case taking diseases X-rays & disease of spine and pelvis	
								2018	1	Foot & Ankle (Anatomy, Biomechanics & Clinical examination)
								2020	3	Dislocation shoulder a) Classification b) Signs and symptoms investigation c) Closed treatment d) Operative treatment e) Complication Fractures of the proximal tibia a) Classification b) Signs and symptoms investigation c) Closed treatment d) Operative treatment e) Complication Foot & Ankle (Anatomy, Biomechanics & Clinical examination)
										Injuries to nerves, tendons muscles ligaments Injuries to nerves, tendons muscles ligaments


DEAN
 Dr. D. Y. Patil Medical College,
 Pimpri, Pune - 411018.


Department	Name of Faculty Qualification IMR Number	Current Designation & Date of Promotion	Nature of employment Regular/permanent or contract/outsourced	Details of Service in the Last 5 years				Year	Number of lectures taken/year. Topics covered	Name of Lecture Topics
				Institution	Designation	From	To			
13	Dr. Sachin Sonawane MBBS, DNB 2003083284	Assistant Professor 15-09-15	Regular	Dr.D.Y.Patil Medical College,Pune	Asst.Prof	15-09-15	till date	2021	6	Fractures of the foot Polio X-rays & disease of spine and pelvis Shoulder of Examination
								2016	6	Fractures proximal humerus and shaft a) Classification b) Signs and symptoms c) Treatment d) Operative Treatment Fractures of the proximal tibia Bone tumors (Seminar) Examination - orthosis Bone tumors (Seminar) X-rays of tumors
								2017	9	Fractures of proximal humerus and shaft Fractures of proximal humerus and shaft Fractures of the tibial shaft and fibula & Fractures of distal femur Fractures of the tibial shaft and fibula & Fractures of distal femur Fractures proximal humerus and shaft a) Classification b) Signs and symptoms c) Treatment c) Treatment d) Operative Treatment Fractures of the proximal tibia a) Classification b) Signs and symptoms c) Treatment c) Treatment d) Operative Treatment Fractures proximal humerus and shaft a) Classification b) Signs and symptoms c) Treatment c) Treatment d) Operative Treatment Peripheral nerve injury X-rays of tumors
							2018	9	Fractures of proximal humerus and shaft Fractures of proximal humerus and shaft Fractures of the tibial shaft and fibula & Fractures of distal femur Fractures of the tibial shaft and fibula & Fractures of distal femur Fractures proximal humerus and shaft a) Classification b) Signs and symptoms c) Treatment c) Treatment d) Operative Treatment	


DEAN
 Dr. D. Y. Patil Medical College,
 Pimpri, Pune - 411018.


Department	Name of Faculty Qualification IMR Number	Current Designation & Date of Promotion	Nature of employment Regular/permanent or contract/outsourced	Details of Service in the Last 5 years				Year	Number of lectures taken/year. Topics covered	Name of Lecture Topics
				Institution	Designation	From	To			
									Fractures of patella a) Classification b) Signs and symptoms c) Treatment c) Treatment d) Operative Treatment Exam of ortho case presentation First aid and advance trauma Life saving (ATLS) measures (Seminar) X-rays of tumors	
							2019	9	Fractures of proximal humerus and shaft Fractures of proximal humerus and shaft Fractures of the tibial shaft and fibula & Fractures of distal femur X-rays & disease of Lower limb Fractures of the tibial shaft and fibula & Fractures of distal femur Fractures of the proximal tibia a) Classification b) Signs and symptoms c) Treatment c) Treatment d) Operative Treatment First aid and advance trauma Life saving (ATLS) measures (Seminar) Exam of ortho case presentation X-rays & disease of Lower limb	
							2020	4	Fractures of patella a) Classification b) Signs and symptoms c) Treatment c) Treatment d) Operative Treatment Plaster technique, plaster complications and plaster diseases Shoulder of Examination Shoulder of Examination	
							2021	10	Plaster technique, plaster complications and plaster diseases Plaster technique, plaster complications and plaster diseases Dislocation Shoulder Injuries of the acromioclavicular joint Fractures of the distal humerus Dislocation Shoulder Supracondylar fractures of the humerus a) Classification b) Signs and symptoms c) Treatment c) Treatment d) Operative Treatment Injuries of the acromioclavicular joint	


DEAN
 Dr. D. Y. Patil Medical College,
 Pimpri, Pune - 411018.


Department	Name of Faculty Qualification IMR Number	Current Designation & Date of Promotion	Nature of employment Regular/permanent or contract/outsourced	Details of Service in the Last 5 years				Year	Number of lectures taken/year. Topics covered	Name of Lecture Topics
				Institution	Designation	From	To			
									Fractures of patella a) Classification b) Signs and symptoms c) Treatment d) Operative Treatment Fractures around Knee, ankle & foot	
14	Dr. Swaroop Salunke	Assistant Professor	Regular	Dr.D.Y.Patil Medical College,Pune	Asst.Prof	28-03-16	till date		Fracture radial head a) Classification b) Signs and symptoms c) Treatment Ankle fractures a) Classification b) Signs and symptoms c) Treatment d) Operative Treatment Case taking general Osteomyelitis (Seminar) Case taking general Osteomyelitis (Seminar) Fracture radial head a) Classification b) Signs and symptoms c) Treatment Ankle fractures a) Classification b) Signs and symptoms c) Treatment d) Operative Treatment	
	MBBS, MS							2016	8	
	2010072465									
								2017	6	Principles of fracture management. Stages of fracture healing Principles of fracture management. Stages of fracture healing Fractures of patella & tibial platue Fractures of patella & tibial platue Fracture radial head a) Classification b) Signs and symptoms c) Treatment Ankle fractures a) Classification b) Signs and symptoms c) Treatment d) Operative Treatment
										Principles of fracture management. Stages of fracture healing Principles of fracture management. Stages of fracture healing Case taking general Osteomyelitis (Seminar)


DEAN
 Dr. D. Y. Patil Medical College,
 Pimpri, Pune - 411012


Department	Name of Faculty Qualification IMR Number	Current Designation & Date of Promotion	Nature of employment Regular/permanent or contract/outsourced	Details of Service in the Last 5 years				Year	Number of lectures taken/year. Topics covered	Name of Lecture Topics		
				Institution	Designation	From	To					
								2018	8	Fractures of patella & tibial platue		
										Ankle fractures		
										a) Classification		
										b) Signs and symptoms		
										c) Treatment		
										c) Treatment		
										d) Operative Treatment		
										Case taking general		
										Osteomyelitis (Seminar)		
										2019	5	Principles of fracture management. Stages of fracture healding
												Case taking general
												Osteomyelitis (Seminar)
Complication of Supracondylar fracture of humerus												
Principles of fracture management. Stages of fracture healding												
Fractures of patella & tibial platue												
Case taking general												
Osteomyelitis (Seminar)												
Complication of Supracondylar fracture of humerus												
2020	5	Fractures of the clavicle										
		a) Classification										
		b) Signs and symptoms										
		c) Treatment										
		c) Treatment										
		d) Operative Treatment										
		Examination Speciman										
Hand & Wrist (Deformity Congenital , post-traumatic, Post-infectious , Recent advances , Tumors)												
Examination Speciman												
Hand & Wrist (Deformity Congenital , post-traumatic, Post-infectious , Recent advances , Tumors)												
2021	7	Principles of fracture management. Stages of fracture healding										
		Fractures of carpels,metacarpels,phalanges										
		Fractures of proximal humerus and shaft										
		Fractures of carpels,metacarpels,phalanges										
		Fractures of proximal humerus and shaft										
		Fractures proximal humerus and shaft										
		a) Classification										
		b) Signs and symptoms										
		c) Treatment										
		c) Treatment										
d) Operative Treatment												
Ankle fractures												
a) Classification												
b) Signs and symptoms												
c) Treatment												
c) Treatment												
d) Operative Treatment												
15	Dr. Ishan R. Shevate MBBS, MS	Assistant Professor	Regular	Dr.D.Y.Patil Medical College,Pune	Sr. Resident	02-11-16	31-12-17			Ankle Fractures		
				Dr.D.Y.Patil Medical College,Pune	Asst.Prof	01-01-18	27-02-20			Ankle Fractures		


DEAN
Dr. D. Y. Patil Medical College,
Pimpri, Pune - 411018.

Department	Name of Faculty Qualification IMR Number	Current Designation & Date of Promotion	Nature of employment Regular/permanent or contract/outsourced	Details of Service in the Last 5 years				Year	Number of lectures taken/year. Topics covered	Name of Lecture Topics
				Institution	Designation	From	To			
	2013051360			Dr.D.Y.Patil Medical College,Pune	Asst.Prof	18-06-20	till date	2017	3	Fracture olecrenon a) Classification b) Signs and symptoms c) Treatment d) Operative Treatment e) Complication
								2018	6	Ankle Fractures Case taking diseases Fracture olecrenon a) Classification b) Signs and symptoms c) Treatment d) Operative Treatment e) Complication Ankle Fractures Case taking diseases X-rays & disease of spine and pelvis
								2019	7	Ankle Fractures Case taking diseases Ankle fractures a) Classification b) Signs and symptoms c) Treatment d) Operative Treatment e) Complication Ankle Fractures Case taking diseases X-rays & disease of spine and pelvis X-rays of tumors
								2021	11	Complications of fractures, Nonunion malunion, compartment syndrome Injuries around the elbow Fractures of the tibial shaft and fibula & Fractures of distal femur Peripheral nerve injury Injuries around the elbow Fractures of the tibial shaft and fibula & Fractures of distal femur Fractures of the clavicle a) Classification b) Signs and symptoms c) Treatment d) Operative Treatment e) Complication Dislocation shoulder a) Classification b) Signs and symptoms c) Treatment d) Operative Treatment e) Complication Complications of fractures, Nonunion malunion, compartment syndrome


Dr. D. Y. Patil Medical College,
Pimpri, Pune - 411018.

Department	Name of Faculty Qualification IMR Number	Current Designation & Date of Promotion	Nature of employment Regular/permanent or contract/outsourced	Details of Service in the Last 5 years				Year	Number of lectures taken/year. Topics covered	Name of Lecture Topics
				Institution	Designation	From	To			
									Fractures of the tibial shaft and fibula a) Classification b) Signs and symptoms c) Treatment d) Operative Treatment e) Complication Peripheral nerve injury	
16	Dr. Tushar S. Chaudhari MBBS, MS 2011051683	Assistant Professor 15-12-20	Regular	Dr.D.Y.Patil Medical College,Pune Dr.D.Y.Patil Medical College,Pune	Sr. Resident Asst.Prof	15-03-18 15-12-20	14-12-20 till date			
17	Dr. Amrut U. Borade MBBS, MS 2010020278	Assistant Professor	Regular	HBTH Medical College, Mumbai Symbiosis Medical College, Pune Dr.D.Y.Patil Medical College,Pune	Sr. Resident Asst.Prof Asst.Prof	02-02-14 01-02-21 07-07-21	31-07-14 15-06-21 till date	2021	8 Fracture olecronon a) Classification b) Signs and symptoms investigation c) Closed treatment d) Operative treatment e) Complication Radius Ulna fracture a) Classification b) Signs and symptoms investigation c) Closed treatment d) Operative treatment e) Complication Principles of fracture management. Stages of fracture healing Case taking general Osteomyelitis (Seminar) Fracture of Spine Fractures of the femoral shaft a) Classification b) Signs and symptoms investigation c) Closed treatment d) Operative treatment e) Complication Fracture of Spine	
18	Dr. Aniruddha V. Kshirsagar MBBS, MS 2014010158	Assistant Professor	Regular	Dr.D.Y.Patil Medical College,Pune PG Institute, YCM Hospital, PCMC, Pimpri, Pune PG Institute, YCM Hospital, PCMC, Pimpri, Pune	Sr. Resident Sr. Resident Sr. Resident	30-05-17 30-05-18 04-09-18	29-05-18 04-08-18 05-10-18	2021	5 Dislocations elbow Fractures of the proximal tibia a) Classification b) Signs and symptoms investigation c) Closed treatment d) Operative treatment e) Complication Dislocations elbow Metatarsal and phalanx fractures Metatarsal and phalanx fractures	


 Dr. D. Y. Patil Medical College,
 Pimpri, Pune - 411018.

Department	Name of Faculty Qualification IMR Number	Current Designation & Date of Promotion	Nature of employment Regular/permanent or contract/outsourced	Details of Service in the Last 5 years				Year	Number of lectures taken/year. Topics covered	Name of Lecture Topics			
				Institution	Designation	From	To						
19	Dr. Yogesh S. Khandalkar	Senior Resident	Regular	Dr.D.Y.Patil Medical College,Pune	Sr. Resident	08-03-19	till date	2019	3	Supracondylar fractures of the humerus a) Classification b) Signs and symptoms investigation c) Closed treatment d) Operative treatment e) Complication			
	MBBS, D.Ortho, DNB												Injuries of the acromioclavicular joint
	2004083013												Supracondylar fractures of femur a) Classification b) Signs and symptoms investigation c) Closed treatment d) Operative treatment e) Complication
								2020	3	Fractures of carpels,metacarpels,phalanges Dislocation Shoulder Radius Ulna fracture a) Classification b) Signs and symptoms investigation c) Closed treatment d) Operative treatment e) Complication			
20	Dr. Anirudh K.S. Kandari	Senior Resident	Regular	Dr.D.Y.Patil Medical College,Pune	Sr. Resident	17-07-20	till date						
	MBBS, MS 2015030889												
21	Dr. Janapamala V S Kishore	Senior Resident	Regular	Dr.D.Y.Patil Medical College,Pune	Sr. Resident	18-12-20	till date						
	MBBS, DNB 2020116504												
22	Dr. Abhishek R. Nair	Senior Resident	Regular	Dr.D.Y.Patil Medical College,Pune	Sr. Resident	06-09-21	till date						
	MBBS, MS 2017041060												
23	Dr. Avinash Kumar	Senior Resident	Regular	Dr.D.Y.Patil Medical College,Pune	Sr. Resident	06-09-21	till date						
	MBBS, MS 2021055141												
24	Dr. Akshay Tyagi	Senior Resident	Regular	Dr.D.Y.Patil Medical College,Pune	Sr. Resident	26-11-21	till date						
	MBBS, MS 2014094341												


DEAN
 Dr. D. Y. Patil Medical College,
 Pimpri, Pune - 411018.

02. Annexure-1 - Publication in Vancouver referencing style

Sr. No	Faculty Name	Publication in Vancouver referencing style	Pubmed Indexed Yes / No	Scopes Indexed
Orthopedics				
1	Dr. Sanjay Deo	Nair V., Shreyas K. (Corresponding Author), Deo S., Swaroop S. "Comparative Study of Hamstrings Auto Graft vs Double Loop Suture Repair for Reconstruction of Acromioclavicular Joint Dislocation." Asian Journal of Orthopaedic Research :Sept. 2021; 6(2): 11-21	No	No
		Narula P, Nair V, Deo S, Solunke S, Patil A, Kumar A "Anterior Shoulder Instability with Engaging Hill Lesion Treated with Isolated Bankart Repair vs Bankart Repair and Remplissage Technique." Journal of Orthopaedic Trauma Surgery & Related Research September 2021;16(9):30-35	No	No
		Deo S, Kumar A (Corresponding author), Nair V, Patil A. "Arthroscopic evaluation and management of anterior instability". Indian Journal of Orthopaedics Surgery Dec-2020 6(4):2395-1354. Online- ISSN: 2395-1362	No	No
		Deo S, Patil A, Kumar A, Gupta S, Kappalguddi S. "A Study of functional and radiological outcome of undisplaced scaphoid fracture treated with percutaneous Herbert screw fixation". International Journal of Orthopaedics Sciences September 2019;5(4):990-994	No	No
		Solunke S, Deo S, Parbhane P(Corresponding author), Kumar A, Gupta S "Morbidity and Complications Of Lateral Closing Wedge Osteotomy In Children As Treatment of Malunited Supracondylar Humerus Fracture With Cubitus Varus" . Medpulse International Journal of Orthopaedics March 2019; 9(3):61-64	No	Yes
		Swamy Ajit, Swamy Amit, Kankane, Deo S A. Study of functional outcome of total elbow replacement using semi-constrained elbow prosthesis in non inflammatory elbow arthritis. International Journal of Orthopaedics Science Dec 2018;4(1):1116-1122	No	No

DEAN

Dr. D. Y. Patil Medical College,
Pimpri, Pune - 411018.

Dr. D.Y.Patil Medical College, Hospital & Research Centre, Pimpri, Pune - 411018

02. Annexure-1 - Publication in Vancouver referencing style

Sr. No	Faculty Name	Publication in Vancouver referencing style	Pubmed Indexed Yes / No	Scopes Indexed
		Salunkhe R , Deshmukh A (Corresponding author) , Deo S, Sonawane S, Dhamdhare S. Management of tibial plateu in a tertiary care hospital . MedPulse international Journal of orthopaedics. July 2018;7(1):01-05	No	Yes
		Bagul R, Sangam S, Parbhane P, Deo S , Patole V, Solunke S . Surgical Management of fracture shaft femur in children and adolescents with titanium elastic nailing system. International Journal of Orthopaedics Sciences 2017;3(4):330-335	No	No
		Bhamare D S, Shroff A (Corresponding authors), Salunkhe R , Kumar S, Deo S . A Prospective study of 50 cases for management of non-physeal forearm fractures in children and adolesents. Indian Journal of Orthopaedics Surgery (IJOS) 2017; 3(4)	No	No
		Deo S, Hira Y, Pisal T, Kalwar n, Parmar k. "Evaluation of Arthroscopic finding & Operative treatment of meniscal injuries " Global Journal for research analysis Jan 2016;5(1):2277-8160	No	No
		Bagul R, Deo S, Salgia A, Sooknudun M, Patole V ."Study of role of prosthetic replacement for comminuted fracture of head of radius ". Medical Journal of Dr. D.Y. Patil University Jan 2016;9:474-8	No	Yes
		Bagul R, Yadav K, Rai A, Deo S, Patole V. "Comparative study of functional outcome in colles fracture treated conservatively by closed reduction and cast and closed reduction, kirschner wire and cast " J Pharma Biomed Sci, May 2016;06(8):464-468	Yes	Yes
2	Dr Amit Kale	Desouza C , Kale A "Posterior Instrumentation with Transpedicular Screw and Connecting Rods in the Management of Unstable Thoracolumbar Fractures". Global Journal of Medical Research. April 2021:21(1)27-31, Online-ISSN:2249-4618 & print ISSN: 0975-5888.	No	No
		Kale A , Patil V , Desouza C , Vadlamudi A , Khandare A "Clinical and functional outcome of different operative modalities of treatment for floating knee" The Journal of Orthopaedics Trauma Surgy and Related Research 16(2) March-2021:7-11.	No	No


DEAN
 Dr. D. Y. Patil Medical College,
 Pimpri, Pune - 411018.

02. Annexure-1 - Publication in Vancouver referencing style

Sr. No	Faculty Name	Publication in Vancouver referencing style	Pubmed Indexed Yes / No	Scopes Indexed
		Desouza C, Krishnamurthy S, Nandivada N, Kale A, Gaurav A . Assessment of function of knee following arthroscopic anterior cruciate ligament reconstruction using remnant preserving technique. International Journal of Orthopaedics Research September 2021;3(3):9-12	No	No
		Desouza C , Nathani G , Patil A, Kale A “Diagnosis of Lytic Lesion in Proximal Tibia: Histiocytic Sarcoma, a Case Report”. Asian Oncology Research Journal 2021: 4(1):1-6.	No	No
		Desouza C, VadlamudiA, Kale A, Nathani G.”Femoral Tunnel Three approach comparison for double bundle Anterior cruciate ligament reconstruction”.Asian Journal of Orthopaedics research Feb2021;5(2):22-29	No	No
		Nathani G, Desouza C, Patil A, Kale A, Khandalkar Y “Comparison of outcome of femoral Neck fracture treated with canulated screws inverted triangle configuration and biplanar double supported screw ”. Asian Journal of Orthopaedic research 2021: 5(1):22-28.	No	No
		Sinha S, Ghosh B,Bandhoypandhya S, Fatima F, Bandi V, Thakur P,Reddy B, Chary S, TalluriL,Gupta A, Kale A, Gupta A, Ashok Kumar P, Reddy D, Mohammad Y, Shekhar S,Sudheer T, Goni V, Sharma V, Yeligod V, Comparative evaluation of efficacy, pharmacodynamics, and safety of Hetero’s adalimumab (Mabura®, Hetero Biopharma Ltd.) and reference adalimumab (Humira®, Abbvie Inc.) in patients with active rheumatoid arthritis on concomitant methotrexate therapy BMC Rheumatology. Sinha et al. BMC Rheumatology 2020;4(24):2-11.	Yes	Yes
		Kale A , Patil V , Desouza C, Vadlamudi A ,Khandare A “Clinical and functional outcome of different operative modalities of treatment for floating knee” The Journal of Orthopaedics Trauma Surgy and Related Research 16(2) March-2021:7-11.	Yes	No

DEAN

**Dr. D. Y. Patil Medical College,
Pimpri, Pune - 411018.**

02. Annexure-1 - Publication in Vancouver referencing style

Sr. No	Faculty Name	Publication in Vancouver referencing style	Pubmed Indexed Yes / No	Scopes Indexed
		Tyagi A , Kale A, Desouza C. "To determine the efficacy of neer's test in the diagnosis of subacromial impingement of the shoulder." International journal of orthopaedics sciences 2020;6(4):901-904.	No	No
		Desouza C, Jani C , Kale A "Elbow dislocation with coronoid and ipsilateral distal radius fracture." International Journal of Case Reports in Orthopaedics Dec.2020;2(2):72-74	No	No
		Desouza C , Vadlamudi A , Kale A "Functional outcome of conservative treatment of acutetype 3 Acromioclavicular joint dislocation". International Journal of Orthopaedics Sciences 2020; 6(4):835-837.	No	No
		Mangukiya HJ, Kale A, Ramteke U, Manna J Functional outcome of De Quervain's tenosynovitis with longitudinal incision in surgically treated patients. Musculoskeletal Surgery, 01 Jan 2019, 103(3):269-273.	Yes	No
		Kale A, Desouza C, George S. Assessment of the severity of club foot in neonates treated by the ponseti method in correlation with ultrasonography and foot bimalleolar angle. National Journal of clinical orthopaedics September 2018;2(4):195-198.	No	No
		Kale A, Munde D, Mangukiya H, Waghmare V. A Comparative Study of long versus short proximal femoral nail in peritrochanteric and subtrochanteric fractures in adults. International Journal of Orthopaedics Sciences March 2018;4(2):717-721.	No	No
		Kale A , Dr. Sonawane C , Wagh A, Dr. Mangukiya H, Waghmare V. A retrospective study of effect of anaemia on split thickness skin graft uptake in orthopaedic trauma cases International Journal of Orthopaedics Sciences 2017; 3(4): 562-564.	No	No
		Kale A , Sounawane C , Waghmare V , Kalambe H. Open Fractures and Incidence of Infection in Tertiary Care Government Hospital . International Journal of Scientific Study Aug 2017;5(5):24-28	Yes	No

DEAN

02. Annexure-1 - Publication in Vancouver referencing style

Sr. No	Faculty Name	Publication in Vancouver referencing style	Pubmed Indexed Yes / No	Scopes Indexed
		Rawate p ,Kale A, Sonawane C Functional Outcome of Cemented BipolarHemiarthroplasty for Unstable Intertrochanteric Fractures of Femur in Elderly : An Indian Pererspective . International Journal of Scientific Study Aug 2017; 5(5):48-53	Yes	No
		Kale A, Patole V, Argekar H, Sharan S, Goregaonkar A .” Limb reconstruction system as a primary & definitive mode of fixation in open fracture of long bones”. International Journal of research in orthopaedicsMar 2017;3(2):167-171	No	No
		Rawate p ,Kale A, Sonawane C Functional Outcome of Cemented BipolarHemiarthroplasty for Unstable Intertrochanteric Fractures of Femur in Elderly : An Indian Pererspective . International Journal of Scientific Study Aug 2017; 5(5):48-53	Yes	NO
		Kale A , Dr. Sonawane C , Wagh A, Dr. Mangukiya H, Waghmare V. A retrospective study of effect of anaemia on split thickness skin graft uptake in orthopaedic trauma cases International Journal of Orthopaedics Sciences Sept 2017; 3(4): 562-564	No	No
		Kale A , Sounawane C , Waghmare V , KalambeH. Open Fractures and Incidence of Infection in Tertiary Care Government Hospital . International Journal of Scientific Study Aug 2017;5(5):24-28	Yes	
		Wankhade U. G, Amit R. Kale, Rawate P, Bathala G. Proximal fibular osteochondroma causing splitting of common peroneal nerve leading to neuropathy in an adult – a rare case report.International Journal of Medical Research and Review Aug 2016 ;4(8):1310-1314	No	No
3	Dr. D. S. Bhamare	Bhamare D.S. , Nathani G, Desouza C, Shevate I. “Post–Operative Radiological Outcome of Hamstring Graft in ACL Reconstruction after Augmentation of Graft with Periosteal Envelope.” Journal of Orthopaedic Sciences and Research (JOSR) Aug 2021; 2(2): 1-9.	No	No


DEAN

Dr. D. Y. Patil Medical College,
Pimpri, Pune - 411018.

Dr. D.Y.Patil Medical College,Hospital & Research Centre, Pimpri, Pune - 411018

02. Annexure-1 - Publication in Vancouver referencing style

Sr. No	Faculty Name	Publication in Vancouver referencing style	Pubmed Indexed Yes / No	Scopes Indexed
		Bhamare D. S., Nathani G , Shevate I, Desouza C, Patil A. “Radiological outcome of hamstring graft after anterior cruciate ligament reconstruction with augmentation of bone marrow aspirate concentrate”. International Journal of Research in Orthopaedics March 2021: 7(2):22-29, 376-380.	No	No
		Bhamare D.S., Nagarjun K.C , Kishan S , Jivrajani P. “A study comparing the efficacy of a combination of Arthroscopy Capsular release with sub-acromial decompression, Rotor interval a release along with Manipulation under General Anesthesia and Only Manipulation under General Anesthesia in the management of primary shoulder adhesive capsulitis.” Indian Journal of Orthopaedics Surgery.Dec-2020 6(4):2395-1354. Online-ISSN: 2395-1362.	No	No
		Desouza C, Nathani G, (Corresponding Author) Bhamare D S, Ishan Shevate. Functional results after anterior cruciate ligament reconstruction using the bone-patella tendon-bone method. International Journal of Orthopaedics Science September 2019;5(4)483-485	No	No
		Nathani G, Swamy A, Bhamare D.S. “Localized Pigmented Villonodular Synovitis of Talocalcneal joint: A rare case Report.” Indian Journal of Orthopaedics Surgery October 2019;5(4):2395-1354	No	No
		Bhamare D.S., Nathani G, Shevate I, Parikh N. “ Comparative Study of hamstring graft healing time after Anterior Cruciate ligament reconstruction with Augmentation of Platelet-Rich Plasma”. Journal of Orthopaedics and Sports Medicine December 2019;1(2):093-097	No	No
		Bhamare D S, Salunkhe R (Corresponding authors), Ayare P.P, Shroff A, Kumar S. Reliability of Optoelectronics Motion Capture Analysis in Hip Range of Motion. Indian Journal of Orthopaedics Surgery (IJOS) July-Sept 2017; 3(4):394-397	No	No


DEAN
 Dr. D. Y. Patil Medical College,
 Pimpri, Pune - 411018.

02. Annexure-1 - Publication in Vancouver referencing style

Sr. No	Faculty Name	Publication in Vancouver referencing style	Pubmed Indexed Yes / No	Scopes Indexed
		Bhamare D S, Shroff A (Corresponding authors), Salunkhe R , Kumar S, Deo S . A Prospective study of 50 cases for management of non-physeal forearm fractures in children and adolesents. Indian Journal of Orthopaedics Surgery (IJOS) 2017; 3(4):389-393	No	No
		Bhamare D. S , Ayare P, P, Khandge A V(Corresponding author), Shroff A, Herode P “ Reliability of Goniometry to determine the hip range of motion” International Journal of Surgery & Orthopaedics July-Sept 2017; 3(3):66-71	No	No
		Shroff A , Bhamare D. S. , (Corresponding author) Herode P, Sadaria M H, Patel J M “Comparison of outcome of supracondylar femur fractures treated with locking compression plate vs supracondylar nail” International Journal of Surgery & Orthopaedics Oct-Dec 2017;3(4):120-126	No	No
4	Dr. Rahul Salunkhe	Khandge A, Salunkhe R, Siddharth, Deshmukh A, Shevate I, Anirudh, Patil G, Rushikesh. Spontaneous bilateral femoral neck fracture in nutritional rickets. International Medical Journal oct-21; 28(9): 5841-5952	No	Yes
		Patil G, Salunkhe R, Shevate I, Deshmukh A, Khandge A, Sukrethan S, Kulkarni K, Taori S, Kandari A Comparison of conservative versus surgical treatment for displaced midshaft clavicle fractures. International Medical Journal oct-21; 28(9): 5779-5785	No	Yes
		Rawat V, Sonawane S (Corresponding author), Kandari A, Salunkhe R. ”A Comparative study of 60 patients to compare the efficacy of P-PRP (Pure-platelet rich plasma) v/s hyaluronic acid injection in treatment of osteoarthritis of knee”. International Journal of Orthopaedics Science June 2019;5(3):10-14	No	No
		Salunkhe R, Sonawane S (Corresponding author) , Deshmukh A, Rawat V, Kandari A. Study of fracture patterns in tibial plateu. Med pulse International Journal of Orthopaedics, August2018; 7(2):16-18	No	Yes


DEAN
 Dr. D. Y. Patil Medical College,
 Pimpri, Pune - 411018.

02. Annexure-1 - Publication in Vancouver referencing style

Sr. No	Faculty Name	Publication in Vancouver referencing style	Pubmed Indexed Yes / No	Scopes Indexed
		Salunkhe R, Deshmukh A(Correspondingauthors),, Kumar S, Kandari A. Conservative vs. Surgical intervention in Diaphyseal Forearm Fractures in age group 1 to 15 years: A Prospective Study. Accepted for publication in the International Journal of Orthopaedics Sciences 2018;4(3);4(3):251-254	No	No
		Salunkhe R , Deshmukh A (Corresponding author) , Deo S, Sonawane S, Dhamdhare S. Management of tibial plateu in a tertiary care hospital . MedPulse international Journal of orthopaedics. July 2018;7(1):01-05	No	Yes
		Bhamare D S, Salunkhe R (Corresponding authors), Ayare P.P, Shroff A, Kumar S. Reliability of Optoelectronics Motion Capture Analysis in Hip Range of Motion. Indian Journal of Orthopaedics Surgery (IJOS) July-Sept 2017; 3(4):394-397	No	No
		Bhamare D S, Shroff A (Corresponding authors), Salunkhe R , Kumar S, Deo S .A Prospective study of 50 cases for management of non-physeal forearm fractures in children and adolesents. Indian Journal of Orthopaedics Surgery (IJOS) 2017; 3(4):389-393	No	No
		Kale S,BhorP,Salunkhe R, Shetty N. Comparative Study of functional outcome total knee arthroplasty with and without patellar resurfacing at 1 year follow up. Indian Journal of basic and applied medical research 2016;5(4):485-488	No	No
		Kale S, Bhor P, Salunkhe R, Devda A.Correlation between radiological and functional outcome of post operative intra articular distal end radius fracture.Indian Journal of basic and applied medical research 2016;5(3):906-909	No	No
		Salunkhe R, Pisal T, Patel J. "Study of Nerve Root block procedure as a diagnostic and therapeutic aid in lumbosacral radiculopathy". Indian Journal of Pain 2016;30(2):128-131	No	No


DEAN
 Dr. D. Y. Patil Medical College,
 Pimpri, Pune - 411018.

Dr. D.Y.Patil Medical College,Hospital & Research Centre, Pimpri, Pune - 411018

02. Annexure-1 - Publication in Vancouver referencing style

Sr. No	Faculty Name	Publication in Vancouver referencing style	Pubmed Indexed Yes / No	Scopes Indexed
		Salunkhe R, Joshi h, PisalT,Biswas S K ,Patel J, Singh A .A prospective study of dynamic treatment of fracture phalanx and metacarpals of the hand with Kirschner-wire fixation/external fixator and finger splint: Daycare management (30 cases).Medical Journal of Dr D Y Patil University 2016;9(6):708-713	No	Yes
		Salunkhe R, Sonawane S, Biswas S,Patel J, Sumeet Kumar , Rawat V“ Role of Composite bone graft versus autograft for bridging Bone defect Global Journal for research analysis 2016;5(9):74-77	No	No
5	Dr. Mukesh Phalak	Patel S, Raithatha H, Shevate I, Phalak M, Gurnani S, Taori S. Two staged treatment of humerus shaft infected non-union with implant in situ-A technical note. International Medical Journal Oct-21 ;28(9): 5947-5952	No	Yes
		Nair A, Phalak M, Yadav P. A Prospective study of iatrogenic lateral wall fracture (ILWF) in intertrochanteric (IT) fracture femur patients, treated with dynamic hip screw (DHS) and its effect on stability of fracture. Indian Journal of Orthopaedics Surgery Feb 2021;7(1):17-22	No	No
		Pudari M, Shevate I, Phalak M, Nair A, Parth. “Arthroscopic anterior cruciate ligament reconstruction with semitendinosus graft versus peroneus longus tendon graft. International Journal of Research in Orthopaedics January 2020;6(2)386-392	No	No
		Phalak M, Wadhwa N (Correspondence author), Desouza C. "MRI Correlation Of Tennis Elbow Patients Treated With Platelet Rich Plasma (PRP)"International Journal of Orthopaedics Sciences March 2019;5(2):1121-1125	No	No
		Phalak M, Wadhwa N (Corresponding author), Desouza C, Rawat V. Study of role of prosthetic replacement for comminuted fracture of head of radius. International Journal of orthopaedics sciences June 2018;4(3):537-541	No	No

DEAN

Dr. D. Y. Patil Medical College,
Pimpri, Pune - 411018.

02. Annexure-1 - Publication in Vancouver referencing style

Sr. No	Faculty Name	Publication in Vancouver referencing style	Pubmed Indexed Yes / No	Scopes Indexed
		Phalak M , Birajdar A (Corresponding author) , Wadhwa N , Gholap P. Dynamic hip screw fixation of intertrochanteric fractures of femur: A comparison of outcome with and without using traction table. MedPulse International Journal of Orthopedics August 2018;4(3):537-541	No	Yes
		Phalak M, Wadhwa N, Desouza C, George S. Effect of distraction osteogenesis in patient with tibial shortening after initial union of congenital pseudarthrosis of the tibia (CPT) International Journal of Orthopaedics Sciences 2018;4(3):542-546	No	No
		Phalak M , Birajdar A (Corresponding author), Wadhwa N , Gholap P. Distal femoral locking compression plate fixation in distal femoral fractures: Early results. Med Pulse International Journal of orthopaedics September 2018 ;7(3):75-78	No	Yes
6	Dr. Abhijeet Shroff	Shroff A, Gaurav A, Desouza C, Jivrajani P, Anand A. A Descriptive study of nailing versus plating in humerus shaft fractures. Journal of Orthopaedics Trauma Surgery Related research Sept-21;16(8):11-14	No	No
		Mittal B(Corresponding author), Shroff A, Sharma J. Efficacy of percutaneous release of trigger finger. International journal of orthopaedics sciences 2020;6(4):905-908	No	No
		Desouza C, Shroff A, Assudani D . “Comparative Study of local corticosteroid injection and therapeutic ultrasound with exercise for quicker functional improvement in tennis elbow”. National Journal of Clinical Orthopaedics Sept. 2019;3(4):80-87	No	No
		Shroff A, Desouza C(Corresponding author), Tyagi A, George S. Finger nail traction and digital splint in the management of proximal phalangeal fractures. International Journal of orthopaedics sciences June 2018;4(3):329-334	No	No
		Herode P, Shroff A , Sadaria M , Patel J Comparison of PFN (proximal femoral nail) and DHS (Dynamic hips crew) in treatment of intertrichanteric femur fracture International Journal of Surgery & Orthopaedics , Jan-Feb 2018;4(1):37-44	No	No


DEAN
Dr. D. Y. Patil Medical College,
Pimpri, Pune - 411018.

02. Annexure-1 - Publication in Vancouver referencing style

Sr. No	Faculty Name	Publication in Vancouver referencing style	Pubmed Indexed Yes / No	Scopes Indexed
		Shroff A , Bhamare D S , (Corresponding author) Herode P, Sadaria M H, Patel J M “Comparison of outcome of supracondylar femur fractures treated with locking compression plate vs supracondylar nail” International Journal of Surgery & Orthopaedics Oct-Dec 2017;3(4):120-126	No	No
		Herode P, Shroff A (Corresponding Author), Sadaria M, Patel J, Uchale S. Comparison of various of treatment for tibial Plateau Fracture. Trauma International May-Aug- 2017;3(2):27-31	No	No
		Bhamare D S, Shroff A (Corresponding authors), Salunkhe R , Kumar S, Deo S .A Prospective study of 50 cases for management of non-physeal forearm fractures in children and adolesents. Indian Journal of Orthopaedics Surgery (IJOS) 2017; 3(4):389-393	No	No
		Nair V, Uchale S, Herode P, Shroff A, Yadav K. Comparative study between the role of medial and Anterolateral LCp in the management of fracture of distal tibia J Pharma Biomed Sci 2016;6(2):115-120	No	No
		Herode P, Shroff A, Patel J , Sadaria M ,Nair V, Hurkat H. Comparison of Outcome of Various Modalities of Treatment of Tibia Plateau Fractures. Journal of Orthopaedics Research & Review Oct 16 1;(1): 8-11.	No	No
		Herode P, Shroff A, Patel J , Sadaria M ,Nair V, Hurkat H. Comparative Study between Locking Compression Plate vs. Supracondylar Nail for Supracondylar Femur Fractures. Accepted in Journal of Orthopaedics Research & Review Oct 16 1 ;(1): 12-16.	No	No
		Herode P, Shroff A, Mandlewala V, Chaudhary A. Post Traumatic medial meniscal cyst in young : A Case Report Journal Of Orthopaedics case reports 2016 July-Aug; 6(3):7-9		Yes
7	Dr. Vinod Nair	Nair A, Pareek R, Siddharth, Abhyankar R, Harsh, Sravan, Sarthak. Open Supraspinatus Tear Repair Versus Arthroscopic Reconstruction. International Medical Journal Oct-21;28(9): 5877-5882	No	Yes

Dr. D.Y.Patil Medical College,Hospital & Research Centre, Pimpri, Pune - 411018

02. Annexure-1 - Publication in Vancouver referencing style


Sr. No	Faculty Name	Publication in Vancouver referencing style	Pubmed Indexed Yes / No	Scopes Indexed
		Narula P, Nair V, Deo S, Solunke S, Patil A, Kumar A “Anterior Shoulder Instability with Engaging Hill Lesion Treated with Isolated Bankart Repair vs Bankart Repair and Remplissage Technique.” Journal of Orthopaedic Trauma Surgery & Related Research September 2021;16(9):30-35	No	No
		Nair V., Shreyas K. (Corresponding Author), Deo S., SwaroopS.“Comparative Study of Hamstrings Auto Graft vs Double Loop Suture Repair for Reconstruction of Acromioclavicular Joint Dislocation.”Asian Journal of Orthopaedic Research :Sept. 2021; 6(2): 11-21.	No	No
		Nair V, Shirsha R, Pareek R, Abhyankar R. “Boxer’s Fractures Treated by Boxer’s Cast vs K-Wire Fixation.” TheJournal of Orthopaedic Trauma Surgery and Related Research Aug 2021; 16(8): 5-9.	No	No
		Nair V, Pareek R(Corresponding Author), Salunkhe S, Ray S, Siddharth, Patil A. Comparison between percutaneous screw fixation and plate fixation for calcaneal fractures. The Journal of Orthopaedics Trauma Surgery & Related Research July 2021;16(7):13-17	No	No
		Deo S, Kumar A (Corresponding author), Nair V, Patil A. “Arthroscopic evaluation and management of anterior instability.”Indian Journal of Orthopaedics Surgery Dec-2020 6(4):2395-1354. Online-ISSN: 2395-1362.	No	No
		Nair V, Gupta S, Krishna A, Patil A, Kumar A. “A comparative study between proximal femoral nail and proximal femoral nail antirotation in treatment of unstable inter trochanteric fractures in elderly “International Journal of Orthopaedics Sciences June 2019; 5(3): 130-134	No	No
		Nair V, Desouza C, Tyagi A, George S, Mittal B. Pure platelet rich plasma injections in the management of knee osteoarthritis.International Journal of Orthopaedics Science September 2018;4(4):898-898	No	No

DEAN

**Dr. D. Y. Patil Medical College,
Pimpri, Pune - 411018.**

02. Annexure-1 - Publication in Vancouver referencing style

Sr. No	Faculty Name	Publication in Vancouver referencing style	Pubmed Indexed Yes / No	Scopes Indexed
		Desouza C, Nair V, Chaudhary A, Hurkat H, George S. Role of Antibiotic cement-coated nailing in infected Nonunion of tibia. Trauma International 2018;4(2):18-21	No	No
		Nair V, Desouza C, Chaudhary A, Hurkat H, George S. Management of Knee osteoarthritis: Knee lavage combined with intra articular injections of methyl prednisolone. International Journal of Orthopaedics Sciences June 2018;4(3):169-174	No	No
		Desouza C, Nair V, Chaudhary A, Wadhwa N, Gupta S. Arthroscopic staple fixation in the management of displaced anterior cruciate ligament avulsion fractures. Indian Journal of Orthopaedics Surgery, April-June 2018;4(2):121-125	No	No
		Nair V, Desouza C, Hurkat H, George S. Percutaneous release of Trigger Finger: A safe and cost Effective Procedure. Trauma International Journal Sep-Dec 2017;3(2)25-27	No	No
		Nair V, HerodeP(corresponding author), Chaudhary A, Desouza C, Sharma K. Management of Calcaneum in adults treated with plating Indian Journal of Orthopaedics Surgery 2017 ;3(4):398-401	No	No
		Nair V, Uchale S, Herode P, Shroff A, Yadav K. Comparative study between the role of medial and Anterolateral LCP in the management of fracture of distal tibia J Pharma Biomed Sci 2016;6(2):115-120	No	No
8	Dr. Vishal Patil	Amit Kale , Vishal Patil , Clevio Desouza, Abhinay Vadlamudi ,Abhijeet Khandare “Clinical and functional outcome of different operative modalities of treatment for floating knee” The Journal of Orthopaedics Trauma Surg and Related Research 16(2) March-2021:7-11.	No	No
		SaganeS.S,Patil V, Bartakke G.D, Kale K.Y. “ Assessment of clinical radiological parameters in spinal Tuberculosis: Comparison between human immunodeficiency virus-positive and human immunodeficiency virus-negative patients” .Asian Spine Journal 2020;4(17):1-7.	Yes	No


DEAN
 Dr. D. Y. Patil Medical College,
 Pimpri, Pune -411018.

Dr. D.Y.Patil Medical College, Hospital & Research Centre, Pimpri, Pune - 411018

02. Annexure-1 - Publication in Vancouver referencing style

Sr. No	Faculty Name	Publication in Vancouver referencing style	Pubmed Indexed Yes / No	Scopes Indexed
		Agarwal S, Patil V, (Corresponding author) Desouza C. "A Comparative study of dynamic hip screw and proximal femoral nail in the management of Intertrochanteric fractures of femur". International Journal of Orthopaedics Sciences March 2019; 5(2):207-211	No	No
		Patil V, Kakani R, Shaikh I, Sagane S, Bartakke G. Functional outcome of various tibial deformities following intramedullary nailing of tibial shaft fractures: A Prospective study. IJSS journal of Surgery Jan-feb 2017;3(1):1-8	No	No
		Dhurve K, Patil V (Corresponding author). Accuracy of free hand technique of transpedicular screw fixation in correction of spinal deformities. International journal of orthopaedics sciences June 2017;3(3):701-706	No	No
		Deokate P, Patil V (Corresponding author), puranik R. Radiological assessment of alignment of knee and prosthesis after primary total knee Arthroplasty. International journal of scientific study June 2017;5(3):248-251	Yes	No
		Patil V, Shaikh U, Desai M, Rawate P, Sagane S. Radiological and clinical assessment of calcaneal fractures treated with open reduction and internal fixation. International Journal of scientific study August 2016;4(5):209-215	Yes	No
9	Dr. Ashwin Deshmukh	Khandge A, Salunkhe R, Siddharth, Deshmukh A, Shevate I, Anirudh, Patil G, Rushikesh. Spontaneous bilateral femoral neck fracture in nutritional rickets. International Medical Journal oct-21; 28(9): 5841-5952	No	Yes
		Patil G, Salunkhe R, Shevate I, Deshmukh A, Khandge A, Sukrethan S, Kulkarni K, Taori S, Kandari A Comparison of conservative versus surgical treatment for displaced midshaft clavicle fractures. International Medical Journal oct-21; 28(9): 5779-5785	No	Yes


DEAN
 Dr. D. Y. Patil Medical College,
 Pimpri, Pune - 411018.

02. Annexure-1 - Publication in Vancouver referencing style

Sr. No	Faculty Name	Publication in Vancouver referencing style	Pubmed Indexed Yes / No	Scopes Indexed
		Patel S, Shah S, Anand A, Deshmukh A. A Solitary enchondroma of great toe in an Adolescent Male: A case report . Journal of clinical research Oct-2021;5(6)	No	No
		Shevate I, Nathani G, Deshmikh A, Kandari A. "Tibial Avulsion with Intra – Articular Entrapment of Medical Collateral Ligament with Posterior Cruciate Ligament Tear with Posterior Root Medial Meniscus Tear : A Case Report of an Unusual Injury Triad." Journal of Orthopaedic Case Report Aug 2021; 11(8): pISSN-2250 – 0685, eISSN- 2321- 3817.	No	No
		Shevate I, Nathani G, Deshmukh A, Kandari A. "Tibial Avulsion with Intra – Articular Entrapment of Medical Collateral Ligament with Posterior Cruciate Ligament Tear with Posterior Root Medial Meniscus Tear : A Case Report of an Unusual Injury Triad." Journal of Orthopaedic Case Report Aug 2021; 11(8): pISSN-2250 – 0685, eISSN- 2321- 3817.	No	No
		Kandari, A , Sonawane S , Deshmukh A , Shevate I , Salunkhe R, Solanki R "CT Scan assesment of Femoral Tunnel location in ACL Reconstruction Performed During Initial Phase of the Learning Curve." The Orthopaedics Journal of Sports Medicine June 2021;9(6):	Yes	Yes
		Salunkhe R, Sonawane S (Corresponding author) , Deshmukh A, Rawat V, Kandari A. Study of fracture patterns in tibial plateu. Med pulse International Journal of Orthopaedics, August 2018; 7(2):16-18	Yes	No
		Salunkhe R , Deshmukh A (Corresponding author) , Deo S, Sonawane S, Dhamdhare S. Management of tibial plateu in a tertiary care hospital . MedPulse international Journal of orthopaedics. July 2018;7(1):01-05	Yes	No
		Salunkhe R, Deshmukh A (Correspondingauthors), Kumar S, Kandari A. Conservative vs. Surgical intervention in Diaphyseal Forearm Fractures in age group 1 to 15 years: A Prospective Study. The International Journal of Orthopaedics Sciences June 2018;4(3):251-254	No	No

DEAN

Dr. D. Y. Patil Medical College,
Pimpri, Pune - 411018.

Dr. D.Y.Patil Medical College,Hospital & Research Centre, Pimpri, Pune - 411018

02. Annexure-1 - Publication in Vancouver referencing style

Sr. No	Faculty Name	Publication in Vancouver referencing style	Pubmed Indexed Yes / No	Scopes Indexed
		Joshi H , Deshmukh A , Pisal T, Saadkanuga. Study of efficacy of radiological findings of multiple ligament injuries. International J. of Healthcare and Biomedical Research. January 2016;4(2): 89-92.	No	Yes
10	Dr. Tushar Pisal	Dr. Ajit Swamy, Dr. A Muhammed Anzar, Dr. Tushar Pisal, Dr. Keshav Digga“A comparative study of instrumented VS non instrumented anterior cervical interbody fusion”. Indian Journal of Orthopaedics Surgery January 2021:7(1):9.16	No	No
		Dr. Keshav Digga, Dr. Ajit Swamy, Dr. Mohammed Anzar, Dr. Tushar Pisal"Comparative study betweenfunctional outcomes of fracture neck of femur treated with cemented total hip replacement vs cemented bipolarhemiarthroplasty in elderly".International Journal of Orthopaedics Sciences 2021: 7(1):751-758, Online-E-ISSN: 2395-1958	No	No
		Pisal T, Hira Y.S., Solunke S, Sangam S, Patil A, Gupta S. “Role of antibiotic-impregnated bone cement rod in control of bone infection and assessing its role in union in cases of infective nonunion of long bones”Journal of Orthopaedics and allied Sciences Jan-June 2018;6(1):9-12	No	No
		PisalT, Herode P(corresponding author), Sadaria M, Patel J, Jha S.Comparative evaluation of results of fixations intertrochanteric fracture of neck of femur type 3, 4 and 5 with bone graft and without bone graft :Indian Journal of Orthopaedics Surgery 2017 ;3(3):318-322	No	No
		Salunkhe R, Pisal T, Patel J. “Study of Nerve Root block procedure as a diagnostic and therapeutic aid in lumbosacral radiculopathy”. Indian Journal of Pain 2016;30(2):128-131	No	No
		Salunkhe R, Joshi h, PisalT,Biswas S K ,Patel J, Singh A .”A prospective study of dynamic treatment of fracture phalanx and metacarpals of the hand with Kirschner-wire fixation/external fixator and finger splint: Daycare management (30 cases)”.Medical Journal of Dr D Y Patil University 2016;9(6):708-713	No	Yes


DEAN
 Dr. D. Y. Patil Medical College,
 Pimpri, Pune - 411018.

02. Annexure-1 - Publication in Vancouver referencing style

Sr. No	Faculty Name	Publication in Vancouver referencing style	Pubmed Indexed Yes / No	Scopes Indexed
		Deo S, Hira Y, Pisal T, Kalwar n, Parmar k. "Evaluation of Arthroscopic finding & Operaive treatment of meniscal injuries " Global Journal for research analysis Jan 2016;5(1):2277-8160	Yes	Yes
		Nemade P, Aggarwal R, Pisal T, Roy K. "Emphysematous Septic Arthritis of the knee caused by Citrobacter freundii". The Journal of bone and joint surgery 2016;6(2):1-4	Yes	Yes
		Joshi H , Deshmukh A , Pisal T, Saadkanuga. "Study of efficacy of radiological findings of multiple ligament injuries". International J. of Healthcare and Biomedical Research. January 2016;4(2): 89-92.	No	No
11	Dr. Anteshwar Birajdar	Sirsala S (Corresponding authors), Birajdar A, Sirsala S R , Jivrajani P, Agarwal A, Taori S. "Innovative usage of percutaneous repair technique for acute achilles tendon rupure in diabetic patients." Journal of Orthopaedics Trauma Surgery and related research : September 2021;16(9):18-22	No	No
		Sirsala S(Corresponding authors), Birajdar A, Sirsala S R , Jivrajani P. " A Case Series of Osteoclastoma around knee with pathological fracture-treated with joint salvage surgery using sandwich technique augmented with locking plate: A prospective study" Journal of Orthopaedic Trauma Surgery & Related Research: September 2021;16(9): 23-29	No	No
		Kumar A, Birajdar A. , Bhugra H. "Surgical Dilemma in a Case of Residual Perthes Disease." Journal of Dental and Medical Sciences (IOSR – JDMS) July 2021; 20(7): 20-22 e-ISSN: 2279-0853, p-ISSN: 2279-0861.	No	No
		Phalak M , Birajdar A (Corresponding author) , Wadhwa N , Gholap P. Dynamic hip screw fixation of intertrochanteric fractures of femur: A comparison of outcomewith and without using traction table. MedPulse International Journal of Orthopedics August 2018;4(3):537-541	No	Yes

DEAN

Dr. D. Y. Patil Medical College,
Pimpri, Pune -411018.

Dr. D.Y.Patil Medical College, Hospital & Research Centre, Pimpri, Pune - 411018

02. Annexure-1 - Publication in Vancouver referencing style

Sr. No	Faculty Name	Publication in Vancouver referencing style	Pubmed Indexed Yes / No	Scopes Indexed
		Phalak M , Birajdar A(Corresponding author), Wadhwa N , Gholap P. Distal femoral locking compression plate fixation in distal femoral fractures: Early results. MedPulse International Journal of orthopaedics September 2018 ;7(3):75-78	No	Yes
12	Dr. Ashwinkumar Khandge	Khandge A, Aiyer S, Goregaokar A. Operative management of paediatric supracondylar fractures of humerus extension type: The results of K-wire Placement. International Journal of Medical research and review April 2016;4(4):618-623	No	No
		Khandge AV, Singh H U. Traumatic Posterior Hip Dislocation in a 9 year child: A case Report. IOSR Journal of Pharmacy July 2016;6(7):23-26	No	No
		Bhamare D. S , Ayare P, P, Khandge A V(Corresponding author), Shroff A, Herode P “ Reliability of Goniometry to determine the hip range of motion” International Journal of Surgery & Orthopaedics July-Sept 2017; 3(3):66-71	No	No
		Kulkarni A, KhandgeA. “Nasogastric tube in anterior cervical spine surgery, is it necessary? Published in Journal Craniovertebral junction and spine; October 2019;10(4):199-202.	Yes	Yes
		Siddappa ND, Kim JS, Khandge A. Full-Endoscopic Removal of Sheared Lumbar Epidural Catheter Fragment. World Neurosurgery. 2020 Feb 27.	Yes	Yes
		Kulkarni AG, Patel J, Khandge A, Mewara N. The Practice of Continuation of Anti-platelet Therapy During the Perioperative Period in Lumbar Minimally Invasive Spine Surgery (MISS): How Different Is the Morbidity in This Scenario? Spine. May 2020; 45(10):673-8.	Yes	Yes
		Khandge A , Jin-Sung Kim. Modified Interlaminar Endoscopic Lumbar Discectomy for Highly Up-Migrated Disc Herniation: A Proctorship Description of the Technique via Translaminar Route. Neurospine Journal June 2020;17(suppl 1):66-73.	Yes	Yes


DEAN
 Dr. D. Y. Patil Medical College,
 Pimpri, Pune - 411018.

Dr. D.Y.Patil Medical College, Hospital & Research Centre, Pimpri, Pune - 411018

02. Annexure-1 - Publication in Vancouver referencing style

Sr. No	Faculty Name	Publication in Vancouver referencing style	Pubmed Indexed Yes / No	Scopes Indexed
		Shevate I, Khandge A, Nathani G, Mal A." Tuberculosis with ankle joint involvement : A case report." International Journal of acse Reports in Orthopaedics June 2020;2(2):33-36.	No	No
		Khandge A , Sharma S, Jin-Sung kim. The Evaluation of Transforminal Endoscopic Spine Surgery. Article in press Endoscopic Spine Surgery Special Section World Neurosurgery January 2021 145	Yes	No
		Khandge A, Salunkhe R, Siddharth, Deshmukh A, Shevate I, Anirudh, Patil G, Rushikesh. Spontaneous bilateral femoral neck fracture in nutritional rickets. International Medical Journal oct-21; 28(9): 5841-5952	No	Yes
		Patil G, Salunkhe R, Shevate I, Deshmukh A, Khandge A, Sukrethan S, Kulkarni K, Taori S, Kandari A Comparison of conservative versus surgical treatment for displaced midshaft clavicle fractures. International Medical Journal oct-21; 28(9): 5779-5785	No	Yes
13	Dr. Sachin Sonawane	Rawat V, Sonawane S (Corresponding author), Kandari A, Salunkhe R."A Comparative study of 60 patients to compare the efficacy of P-PRP (Pure-platelet rich plasma) v/s hyaluronic acid injection in treatment of osteoarthritis of knee". International Journal of Orthopaedics Science June 2019;5(3):10-14.	No	No
		Salunkhe R, Sonawane S (Corresponding author) , Deshmukh A, Rawat V, Kandari A. Study of fracture patterns in tibial plateu. Med pulse International Journal of Orthopaedics, August 2018; 7(2):16-18	No	Yes
		Salunkhe R, Sonawane S, Biswas S, Patel J, Sumeet Kumar , Rawat V" Role of Composite bone graft versus autograft for bridging Bone defect Global Journal for research analysis 2016;5(9):74-77.	No	No
14	Dr. Swaroop Solunke	Bagul R, Sangam S, Parbhane P, Deo S, Patole V, Solunke S . Surgical Management of fracture shaft femur in children and adolescents with titanium elastic nailing system. International Journal of Orthopaedics Sciences 2017;3(4):330-335	No	No

DEAN

**Dr. D. Y. Patil Medical College,
Pimpri Pune 411018.**

02. Annexure-1 - Publication in Vancouver referencing style

Sr. No	Faculty Name	Publication in Vancouver referencing style	Pubmed Indexed Yes / No	Scopes Indexed
		Pisal T, Hira Y.S., Solunke S, Sangam S, Patil A, Gupta S. "Role of antibiotic-impregnated bone cement rod in control of bone infection and assessing its role in union in cases of infective nonunion of long bones "Journal of Orthopaedics and allied Sciences Jan-June 2018;6(1):9-12	No	No
		Solunke S, Patole V . A prospective study of surgical management of fractures around ankle joint. National Journal of Clinical Orthopaedics June 2018;2(3):95-99	No	No
		Solunke S, Patole V. Managing lateral end clavicle fracture at a tertiary level hospital in India.International Journal of Research in OrthopaedicsAugust 2018;4(6):909-912	No	No
		Solunke S, Deo S, Parbhane P(Corresponding author), Kumar A, Gupta S "Morbidity and Complications Of Lateral Closing Wedge Osteotomy In Children As Treatment of Malunited Supracondylar Humerus Fracture With Cubitus Varus" . Medpulse International Journal of Orthopaedics March 2019; 9(3):61-64	No	No
		Nair V, Pareek R (Corresponding Author), Solunkhe S, Ray S, Siddharth, Patil A. Comparison between percutaneous screw fixation and plate fixation for calcaneal fractures. The Journal of Orthopaedics Trauma Surgery & Related Research July 2021;16(7):13-17	No	No
		Bhamare D.S. , Nathani G, Desouza C, Shevate I. "Post-Operative Radiological Outcome of Hamstring Graft in ACL Reconstruction after Augmentation of Graft with Periosteal Envelope." Journal of Orthopaedic Sciences and Research (JOSR) Aug 2021; 2(2): 1-9.	No	No
		Narula P, Nair V, Deo S, Solunke S, Patil A, Kumar A "Anterior Shoulder Instability with Engaging Hill Lesion Treated with Isolated Bankart Repair vs Bankart Repair and Remplissage Technique." Journal of Orthopaedic Trauma Surgery & Related Research September 2021;16(9):30-35	No	No

DEAN

**Dr. D. Y. Patil Medical College,
Pimpri, Pune - 411018.**


02. Annexure-1 - Publication in Vancouver referencing style

Sr. No	Faculty Name	Publication in Vancouver referencing style	Pubmed Indexed Yes / No	Scopes Indexed
15	Dr. Ishan Shevate	Kandari, A , Sonawane S , Deshmukh A , Shevate I , Salunkhe R, Solanki R “CT Scan assesment of Femoral Tunnel location in ACL Reconstruction Performed During Initial Phase of the Learning Curve.” The Orthopaedics Journal of Sports Medicine June 2021;9(6):	Yes	No
		Patel S, Raithatha H, Shevate I, Phalak M, Gurnani S, Taori S. Two staged treatment of humerus shaft infected non-union with implant in situ- A technical note. International Medical Journal Oct-21 ;28(9): 5947-5952	No	Yes
		Khandge A, Salunkhe R, Siddharth, Deshmukh A, Shevate I, Anirudh, Patil G, Rushikesh. Spontaneous bilateral femoral neck fracture in nutritional rickets. International Medical Journal oct-21; 28(9): 5841-5952	No	Yes
		Shevate I, Nathani G, Deshmikh A, Kandari A. “Tibial Avulsion with Intra – Articular Entrapment of Medial Collateral Ligament with Posterior Cruciate Lgament Tear with Posterior Root Medial Meniscus Tear : A Case Report of an Unusual Injury Triad.” Journal of Orthopaedic Case Report Aug 2021; 11(8): pISSN-2250 – 0685, eISSN- 2321- 3817.	No	No
		D. S. Bhamare, Nathani G, Desouza C, Shevate I. “Post–Operative Radiological Outcome of Hamstring Graft in ACL Reconstruction after Augmentation of Graft with Periosteal Envelope.” Journal of Orthopaedic Sciences and Research (JOSR) Aug 2021; 2(2): 1-9.	No	No
		D. S. Bhamare, Girish Nathani , Shevate I , Desouza C , Patil A “Radiological outcome of hamstring graft after anterior cruciate ligament reconstruction with augmentation of bone marrow aspirate concentrate”. International Journal of Research in Orthopaedics March 2021: 7(2):22-29, 376-380.	No	No

Dr. D.Y.Patil Medical College, Hospital & Research Centre, Pimpri, Pune - 411018


02. Annexure-1 - Publication in Vancouver referencing style

Sr. No	Faculty Name	Publication in Vancouver referencing style	Pubmed Indexed Yes / No	Scopes Indexed
		Pudari M, Shevate I, Phalak M, Nair A, Parth. "Arthroscopic anterior cruciate ligament reconstruction with semitendinosus graft versus peroneus longus tendon graft. International Journal of Research in Orthopaedics January 2020;6(2)386-392	No	No
		Bhamare D.S., Nathani G, Shevate I, Parikh N. "Comparative Study of hamstring graft healing time after Anterior Cruciate ligament reconstruction with Augmentation of Platelet-Rich Plasma". Journal of Orthopaedics and Sports Medicine December 2019;1(2):093-097	No	No
		Shevate I, Khandge A, Nathani G, Mal A." Tuberculosis with ankle joint involvement : A case report." International Journal of case Reports in Orthopaedics June 2020.	Yes	No
		Swamy A, Shevate I, Nathani G, Khandalkar Y."Anterior Tibial spine Avulsion fracture with concomitant tibial side anterior cruciate ligament tear in an Adolescent Male: A case report." Asian Journal of Arthroscopy Sept-Dec 2020 ;5(2):13-16	No	Yes
16	Dr. Amrut Borade	Hajgude G, Borade A, Mahajan K. Lateral distal tibial locking compression plate fixation through single lateral incision technique is biologically superior and mechanically equivalent alternative to medical plate fixation for lower third tibia-fibula fractures. International Journal of Research in Orthopaedics. Nov-21 ;7(6): 1206-1209	No	No
		Hajgude G, Borade A, Mahajan K. "Clinical Study on Surgical Management of Calcaneal Fracture at a Tertiary Care Hospital." Medpulse International Journal of Orthopaedics October 2021; 20(1): 1-3	No	Yes
		Hajgude G, Borade A, Mahajan K. "Clinical Study on Surgical Management of Calcaneal Fracture at a Tertiary Care Hospital." Medpulse International Journal of Orthopaedics Aug 2021; 20(1): 4-8: pISSN-2579-0889, Online ISSN- 2636-4638.	No	Yes


DEAN
 Dr. D. Y. Patil Medical College,
 Pimpri, Pune - 411018.

02. Annexure-1 - Publication in Vancouver referencing style

Sr. No	Faculty Name	Publication in Vancouver referencing style	Pubmed Indexed Yes / No	Scopes Indexed
		<u>Borade A</u> , Sanchez-Morales D, Kempegowda H, PesantezRF, SukM, Horwitz DS. Minimally Invasive Plate Osteosynthesis for Periprosthetic and Interprosthetic Fractures associated with Knee Arthroplasty: Surgical Technique and Review of Current Literature. Journal of Knee Surgery 2019 May;32(5):392-402.	Yes	Yes
		<u>Borade A</u> , Kempegowda H, Richard R, Graham J, Suk M, Horwitz DS. Is Early Total Care - A Safe and Cost-effective Alternative to `Staged Protocol` for the treatment of Osteopenia High Grade Tibial Plateau Fractures; Journal of Orthopaedic Trauma , 31(12), 400-406.	Yes	No
		<u>Borade AU</u> , Familiari F, Choi K, Joseph J, McFarland EG, Dhillon MS. Comparison of Reverse Total Shoulder Arthroplasty versus Hemiarthroplasty for Acute Fractures of the Proximal Humerus: Systematic Review. Journal of Postgraduate Medicine Education and Research , 51(4), pp.182-187.	Yes	No
		<u>Borade A</u> , Kempegowda H, Fernandez M, Horwitz DS. Osteoarticular Allograft Reconstruction of Post-traumatic Defect of Distal Femur in a Pediatric Patient: A Case Report and Literature Review. Injury. 2016 Nov;47(11):2473-2478	Yes	Yes
		Sanchez Morales D, <u>Borade A</u> , Serrano-Riera R, Maniar HH, Sanders RW, Horwitz DS. Potential Economic Benefits of Limited Clinical and Radiographic Follow-up After Plate Fixation of Midshaft Clavicle Fractures. J Am Acad Orthop Surg. 2019 Jun 1;27(11):405-409.	Yes	Yes
		Serrano R, <u>Borade A</u> , Mir H, Shah A, Watson D, Infante A, Frankle MA, Mighell MA, Sagi HC, Horwitz DS, Sanders RW. Anterior-Inferior Plating Results in Fewer Secondary Interventions Compared to Superior Plating for Acute Displaced Mid-Shaft Clavicle Fracture. Journal of Orthopaedic Trauma , 31(9), pp.468-471.	Yes	Yes


DEAN
 Dr. D. Y. Patil Medical College,
 Pimpri, Pune - 411018.


02. Annexure-1 - Publication in Vancouver referencing style

Sr. No	Faculty Name	Publication in Vancouver referencing style	Pubmed Indexed Yes / No	Scopes Indexed
		Rojas J, Familiari F, Borade AU, Joseph J, Deune EG, Ingari JV, McFarland EG. Exposure of the brachial plexus in complex revisions to reverse total shoulder arthroplasty. Int Orthop. 2019 Dec;43(12):2789-2797.	No	Yes
		Koh J, Tornetta P 3rd, Walker B, Jones C, Sharma T, Sems S, Ringenbach K, Boateng H, Bellevue K, Firoozabadi R, Spitler C, Saxena S, Cannada L, Borade A, Horwitz D, Buck JS, Bosse M, Westberg JR, Schmidt A, Kempton L, Newcomb E, Marcantonio A, Delarosa M, Krause P, Gudeman A, Mullis B, Alhoukail A, Leighton R, Cortez A, Morshed S, Tieszer C, Sanders D, Patel S, Mir HR. What is the Real Rate of Radial Nerve Injury After Humeral Nonunion Surgery? J Orthop Trauma. 2020 Aug;34(8):441-446.	Yes	No
		Ouanezar H, Blakeney WG, Fernandes LR, Borade A, Latrobe C, Temponi EF, Sonnery-Cottet B. Clinical Outcomes of Single Anteromedial Bundle Biologic Augmentation (SAMBBA) Technique for Anterior Cruciate Ligament Reconstruction with Consideration of Tibial Remnant Size Arthroscopy 2017 Nov 30. pii: S0749-8063(17)31180-5.	Yes	Yes
		Serrano R, Mir HR, Sagi HC, Horwitz DS, Borade A, Ketz JP, Kistler BJ, Quade JH, Beebe MJ, Au BK, Sanders RW, Shah AR. Modern Results of Functional Bracing of Humeral Shaft Fractures: A Multicenter Retrospective Analysis. J Orthop Trauma. 2020 Apr;34(4):206-209.	Yes	Yes
		Sonnery-Cottet B, Saithna A, Blakeney WG, Ouanezar H, Borade A, Daggett M, Thaunat M, Fayard JM, Delaloye JR. Anterolateral Ligament Reconstruction Protects the Repaired Medial Meniscus: A Comparative Study of 383 Anterior Cruciate Ligament Reconstructions from the SANTI Study Group with a Minimum Follow-up of 2 Years. Am J Sports Med. 2018 Jul;46(8):1819-1826.	Yes	Yes




02. Annexure-1 - Publication in Vancouver referencing style

Sr. No	Faculty Name	Publication in Vancouver referencing style	Pubmed Indexed Yes / No	Scopes Indexed
		Sonnery-Cottet B, Saithna A, Quelard B, Daggett M, <u>Borade A</u> , Ouanezar H, Thaunat M, Blakeney WG. Arthrogenic muscle inhibition after ACL reconstruction: a scoping review of the efficacy of interventions. Br J Sports Med. 2019 Mar;53(5):289-298.	Yes	Yes
		McFarland EG, Rojas J, Smalley J, <u>Borade AU</u> , Joseph J. Complications of antibiotic cement spacers used for shoulder infections. J Shoulder Elbow Surg. 2018 Nov;27(11):1996-2005.	Yes	Yes
		Sodha S, Srikumaran U, Choi K, <u>Borade AU</u> , McFarland EG. Clinical Assessment of the Dynamic Labral Shear Test for Superior Labrum Anterior and Posterior Lesions. American Journal of Sports Medicine 2017;45(4):775-781.	Yes	Yes
		Meena PK, Gaba S, Bobade S, Verma R, <u>Borade A</u> , Sonaje J, Chouhan A. Functional Outcome of Resection versus Reconstruction in Mason II-III Radial Head Fractures; A Short-Term Prospective Study. Bulletin of Emergency and Trauma 2017 October 5(4): 266-272	Yes	Yes
		<u>Borade A</u> , Maniar HH, Kempegowda H, DeGiacomo AF, Tornetta III P, Bramlett K, Marcantonio AJ, Marchand LS, Kubiak EN, Ip WH, Kellam JF, Bender JS, Meinberg EG, Kee J, Renard R, Suk M, Horwitz DS. External validation of the Clinical Indications of Computed Tomography (CT) of the Head in Patients with Low-energy Geriatric Hip Fractures. Injury , 48(7), 1594-1596.	Yes	Yes
		<u>Borade A</u> , Kempegowda H, Tawari A, Suk M, Horwitz DS. Improvement in Osteoporosis Detection in a Fracture Liaison Service with Integration of a Geriatric Hip Fracture Care Program. Injury . 2016 Dec;47(12):2755-2759	Yes	Yes
		Kempegowda HK, Richard RD, <u>Borade A</u> , Tawari A, Howenstein A, Kubiak E, Suk M, Horwitz DS. The Role of Radiographs and Office Visits in the Follow-up of Healed Intertrochanteric Hip Fractures: An Economic Analysis; Journal of Orthopaedic Trauma. 2016; 30 (12):687-690.	Yes	No


DEAN
 Dr. D. Y. Patil Medical College,
 Pimpri, Pune - 411018.


02. Annexure-1 - Publication in Vancouver referencing style

Sr. No	Faculty Name	Publication in Vancouver referencing style	Pubmed Indexed Yes / No	Scopes Indexed
		McFarland EG, Borade A. Examination of the Biceps Tendon. Clin Sports Med. 2016 Jan; 35(1):29-45	No	No
17	Dr. Anirudh Kshirsagar	Swamy A, Swamy A, Sharma K, Kshirsagar A. Functional outcome of dicectomy for Lumbar Disc Prolapse. Journal of Spine Aug 2017;6(4):2165-7939	No	No
		Swamy Ajit, Swamy Amit, Kshirsagar A, Sharma K. Comparative study between dynamic hip screw & proximal femoral nail in treatment of intertrochanteric fracture. International Journal of Orthopaedics Science Jun 2017;3(3):628-637	No	No


DEAN
Dr. D. Y. Patil Medical College,
Pimpri, Pune -411018.

3. Medical Educator Training/ Research Methodology and dates

Department	Faculty Name	MET Workshop	Dates
Orthopedics			
1	Dr. Sanjay Deo	Basic course workshop in medical education technologies	02/05/13 to 4/05/13
2	Dr. D. S. Bhamare	Basic course workshop in medical education technologies	03/10/13 to 05/10/13
3	Dr. Amit Kale	Basic course workshop in medical education technologies	05/04/11 to 07/04/11
4	Dr. Rahul Salunkhe	Basic course workshop in medical education technologies	16/10/14 to 18/10/14
5	Dr. Mukesh Phalak	Revised Basic course workshop in Medical Education Technologies	03/01/17 to 05/01/17
6	Dr. Vishal Patil	Basic workshop in research methodology	14/09/15 to 16/09/15
		Revised Basic course workshop and training in attitude , ethics & Communication (AETCOM)	16/03/21 to 18/03/21
7	Dr. Abhijeet Shroff	Basic course workshop in medical education technologies	16/10/14 to 18/10/14
8	Dr. Vinod Nair	Medical Education unit Faculty Development Program	29/07/10 to 31/07/10
9	Dr. Ashwin Deshmukh	Basic course workshop in medical education technologies	03/10/13 to 05/10/13
10	Dr. Tushar Pisal	Revised Basic course workshop in medical education technologies	16/11/18 to 28/11/18
		MCI Regional center for medical education Technologies Attitude, Ethics & Communication (AETCOM) workshop	16/11/18 to 28/11/18
11	Dr. Swaroop Solunke	Revised Basic course workshop and training in attitude , ethics & Communication (AETCOM)	01/09/21 to 03/09/21


DEAN
 Dr. D. Y. Patil Medical College,
 Pimpri, Pune - 411018.