



Department	Name of Faculty Qualification IMR Number	Current Designation & Date of Promotion	Nature of employment Regular/permanent or contract/outsourced	Details of Service in the Last 5 years				Year	Number of lectures taken/year. Topics covered	Name of Lecture Topics
				Institution	Designation	From	To			
Dermatology, Venereology & Leprosy	1 Dr. (Col.) Mahendra Singh Deora MBBS, MD 11-10748	Professor & HOD	Regular	Armed Forces Medical College, Pune	Professor	May 13	Jul 15	2018	7	1. Vesiculobullous disorders: Types & mechanism of bullae formation. Pemphigus vulgaris : Definition & classification, treatment. Bullous pemphigoid: Pathogenesis, clinical manifestations, diagnosis, treatment, prognosis.
				Dr.D.Y.Patil Medical College,Pune	Professor	20-08-18	till date			2. Biology of sweat and sebaceous glands + thermoregulation
										3. Innate immunity 4. Pulse therapy in Dermatology 5. Epidermolysis bullosa 6. Systemic Retinoids 7. Treatment of leprosy
								2019	10	1. Eczemas (I) Definition, classification, clinical features, Diagnosis, management.(7 <sup>th</sup> ) 2. Eczemas (II) Common Patterns of Eczema: Atopic dermatitis, seborrheic dermatitis, contact dermatitis, others(7 <sup>th</sup> ) 3. Structure & functions of skin (I) Introduction, Epidermis & dermis: Its layers and cells, Functions of skin. 4. Syphilis 5. Systemic Corticosteroids 6. Gonorrhoea, NGU, PID 7. LGV, Chancroid, Granuloma inguinale 8. Acantholytic disorders 9. Topical Retinoids 10. Systemic Antifungals
								2020	13	1. Reactions and neuritis in leprosy- 2. Sunscreens 3. Paediatric dermatology 4. Drugs-Antihistamines 5. Antiviral Drugs 6. Herpes zoster and varicella 7. Ichthyosis 8. Syphilis 9. Cutaneous Amyloidosis 10. Langerhans cell histiocytosis 11. Cicatricial alopecia & Alopecia areata 12. Necrotising & Non-Necrotising Infections 13. Superficial Fungal infections
								2021	17	1. Acne 2. Methotrexate and Azathioprine 3. Purpura 4. Necrotising and non-necrotising infections 5. Mycobacterial infections 6. Herpes simplex 7. Cyclophosphamide & MMF 8. Deep Fungal infections 9. HIV 10. Syphilis 11. Gonorrhoea, Non Gonococcal urethritis, PID 12. Skin Changes in Diabetes Mellitus

  
**DEAN**  
 Dr. D. Y. Patil Medical College,  
 Pimpri, Pune - 411018.




Department	Name of Faculty Qualification IMR Number	Current Designation & Date of Promotion	Nature of employment Regular/permanent or contract/outsourced	Details of Service in the Last 5 years				Year	Number of lectures taken/year. Topics covered	Name of Lecture Topics
				Institution	Designation	From	To			
									13. Neutrophilic Dermatoses 14. Langerhans Cell Histiocytosis 15. Porphyria 16. Systemic Retinoids 17. Acantholytic Disorders	
2	Dr. Milind Ashok Patvekar MBBS, MD 2004072493	Professor 01-11-06	Regular	Dr.D.Y.Patil Medical College,Pune	Professor	01-11-06	till date	2018	1	1. Humoral immunity
3	Dr. Hemant V. Talanikar MBBS, MD 61845	Professor 12-09-14	Regular	Dr.D.Y.Patil Medical College,Pune	Professor	12-09-14	till date	2018	1	1. Disorder of HIV : Pattern baldness, Telogen effluvium, alopecia areata, scarring alopecia investigations, management.
4	Dr. Kirti S. Deo MBBS, MD 2000020754	Professor 01-11-18	Regular	Dr.D.Y.Patil Medical College,Pune Dr.D.Y.Patil Medical College,Pune	Asso.Prof Professor	01-05-13 01-11-18	10-31-18 till date	2018	5	1. Leprosy :-Definition, epidemiology, pathogenesis, classification, clinical features, reactions in leprosy, types of reactions, management 2. STD---Syphilis Gonorrhoea Chancroid LGV:- 3.Methotrexate and azathioprine 4. Adaptive immunity 5. Acne
								2019	8	1.Leprosy (I) Definition, epidemiology, pathogenesis, classification. 2.Leprosy (II) Clinical features, Deformity and Disability, management of leprosy. 3.Leprosy (III) Reactions in leprosy, types of reactions, management of reactions. 4. Drug Reaction (I) Maculopapular Rash, Erythroderma, Erythema Multiforme 5. Drug Reaction (II) Steven Johnson's Syndrome, Toxic Epidermal Necrolysis 6. Systemic antifungals 7. Nutritional disorders- 8 Clinical types, presentation, Histoid Leprosy
								2020	7	1.Fungal infections Dermatophytoses: Pathogenesis, clinical types, lab diagnosis, treatment & course. 2.Leprosy Definition, epidemiology, pathogenesis, classification. 3.Skin changes & diseases in pregnancy 4. Urticaria 5. Telogen effluvium and Androgenetic alopecia 6. Topical Antifungals 7. Porphyria
								2021	12	1.Clinical types, presentation and histoid leprosy- 2. Rosacea and HS 3.Cyclophosphamide and MMF 4. Deep Fungal infections 5. Topical Corticosteroids 6. Herpes Zoster & Varicella 7. Ichthyosis 8. Lasers

  
**DEAN**  
 Dr. D. Y. Patil Medical College,  
 Pimpri, Pune - 411018.




Department	Name of Faculty Qualification IMR Number	Current Designation & Date of Promotion	Nature of employment Regular/permanent or contract/outsourced	Details of Service in the Last 5 years				Year	Number of lectures taken/year. Topics covered	Name of Lecture Topics
				Institution	Designation	From	To			
									9. Skin Changes in Endocrine Diseases except diabetes mellitus. 10. Skin Changes & Disorders in Pregnancy 11. Cicatricial Alopecia & Alopecia Areata- 12. Mastocytosis	
5	Dr. Ajay Kumar MBBS, MD 25945	Professor 15-04-19	Regular	M. M. Institute of Medical Science, Ambala Dr.D.Y.Patil Medical College,Pune Dr.D.Y.Patil Medical College,Pune	Asso.Prof Asso.Prof Professor	01-03-14 15-07-16 15-04-19	04-07-16 14-04-19 till date	2018	5	1. Structure & functions of skin: Introduction. Epidermis & dermis: Its layers and cells. Hair: Structure of the follicle. Nail: Physiology & structural component. Eccrine sweat glands, Apocrine glands, Sebaceous glands. Functions of skin. 2. Vitiligo: Causes, clinical features, differential diagnosis, treatment. 3. Collagen vascular diseases:- 4. HIV :- Transmission, basic biology, classification of HIV associated diseases, natural course, diagnosis, prevention, treatment. National AIDS control programme. 5. Purpura
								2019	6	1. Structure & functions of skin Hair: Structure of the follicle. Nail: Physiology & structural component. Eccrine sweat glands, Apocrine glands, Sebaceous glands. 2. Cutaneous Tuberculosis: Lupus vulgaris, Scrofuloderma & others. 3. Pigmentary Disorders (I) Skin colour, Melanocytes, Disorder of Pigmentation and its classification. 4. Pigmentary Disorders (II) Disorder of Hypopigmentation Vitiligo: Causes, clinical features, differential diagnosis, treatment. 5. Pigmentary Disorders (III) Disorder of Hyperpigmentation-Melasma 6. Dermatological manifestations of HIV
								2020	9	1. Topical antifungals 2. Systemic Retinoids 3. Neonatal dermatology- 4. Neutrophilic dermatoses 5. Cicatricial alopecia and alopecia areata 6. Eosinophilic disorders 7. Malignant Melanoma 8. Superficial Bacterial Infections 9. Vasculitis
								2021	15	1. Methods of nerve examination and deformities in leprosy- 2. Skin and disorders of thyroid and adrenal glands 3. Cicatricial alopecia 4. Superficial Fungal infections 5. Dapsone and Cyclosporine 6. Pseudolymphoma 7. Systemic Steroids 8. EAC, P. rosea, Granuloma Annulare 9. LGV, Chancroid, Granuloma Inguinale

  
**DEAN**  
 Dr. D. Y. Patil Medical College,  
 Pimpri, Pune - 411018.



Department	Name of Faculty Qualification IMR Number	Current Designation & Date of Promotion	Nature of employment Regular/permanent or contract/outsourced	Details of Service in the Last 5 years				Year	Number of lectures taken/year. Topics covered	Name of Lecture Topics
				Institution	Designation	From	To			
									10. Mastocytosis and Mast Cell Disorders 11. Neonatal Dermatology 12. Cutaneous Amyloidosis 13. Telogen Effluvium & Androgenetic Alopecia 14. Systemic Steroids 15. Vasculitis	
6	Dr. Sanjeev Gupta MBBS, MD 2004052261	Professor 01-01-20	Regular	Dr.D.Y.Patil Medical College,Pune Dr.D.Y.Patil Medical College,Pune	Asso.Prof Professor	01-09-15 01-01-20	31-12-19 till date	2018	1	1. Cytokines
7	Dr. Aayush Gupta MBBS, MD 2016071759	Associate Professor 17-12-20	Regular	Dr.D.Y.Patil Medical College,Pune Dr.D.Y.Patil Medical College,Pune Dr.D.Y.Patil Medical College,Pune	Sr.Resident Asst.Prof Asso.Prof	17-06-15 01-09-16 17-12-20	31-08-16 16-12-20 till date	2016	3	1. Structure & functions of skin:- 2. Collagen vascular diseases 3. HIV :-
								2017	3	1. Fungal infections: 2. Papulosquamous disorders: 3. Vitiligo: Causes, clinical features, differential diagnosis, treatment.
								2018	0	0
								2019	1	1. Lasers
								2020	1	1. Drug Reaction (I) Maculopapular Rash, Erythroderma, Erythema Multiforme Steven Johnson's Syndrome, Toxic Epidermal Necrolysis
								2021	1	1. Vesiculobullous disorders (I) Introduction, Types & mechanism of bullae formation, diagnosis. Intraepidermal bullous disorders: Pemphigus vulgaris : Definition & classification, treatment. Subepidermal bullous disorders: Bullous pemphigoid: Pathogenesis, clinical manifestations, diagnosis, treatment, prognosis.
8	Dr. Kalyan Dalave MBBS, MD 2008052033	Associate Professor 01-04-21	Regular	Dr.D.Y.Patil Medical College,Pune Dr.D.Y.Patil Medical College,Pune	Asst.Prof Asso.Prof	01-10-15 01-04-21	31-03-21 till date	2016	3	1. Parasitic Infestations:- 2. Papulosquamous Diseases :- 3. Leprosy: Definition, epidemiology, pathogenesis, classification, clinical features, reactions in leprosy, types of reactions, management
								2017	4	1. Acne vulgaris: Causative factors, pathogenesis, clinical features, acne form eruptions, treatment. 2. Urticaria: Etiopathogenesis, clinical features, types, Management. 3. Parasitic Infestations:- 4. Vesiculobullous disorders:-
								2018	4	1. Pigmentary disorders:- 2. Papulosquamous diseases 3. Leprosy: Definition, epidemiology, pathogenesis, classification, clinical features, reactions in leprosy, types of reactions, management. 4. Acne vulgaris: Causative factors, pathogenesis, clinical features, acneform eruptions, treatment.
								2019	4	1. Pigmentary disorders:- 2. Papulosquamous diseases 3. Leprosy: Definition, epidemiology, pathogenesis, classification, clinical features, reactions in leprosy, types of reactions, management.

  
**DEAN**  
 Dr. D. Y. Patil Medical College,  
 Pimpri, Pune - 411018.




Department	Name of Faculty Qualification IMR Number	Current Designation & Date of Promotion	Nature of employment Regular/permanent or contract/outourced	Details of Service in the Last 5 years				Year	Number of lectures taken/year. Topics covered	Name of Lecture Topics
				Institution	Designation	From	To			
									4. Acne vulgaris: Causative factors, pathogenesis, clinical features, acneform eruptions, treatment.	
							2020	3	1.Fungal infections (II) Candidiasis: Organisms, predisposing factors, clinical features, lab Diagnosis, treatment, Deep Fungal Infections. 2.Leprosy (II) Clinical features, Deformity and Disability, management of leprosy. 3.Vesiculobullous disorders (I) Introduction, Types & mechanism of bullae formation, diagnosis. Intraepidermal bullous disorders: Pemphigus vulgaris : Definition & classification, treatment. Subepidermal bullous disorders: Bullous pemphigoid: Pathogenesis, clinical manifestations, diagnosis, treatment, prognosis.	
							2021	4	1. Drug Reaction (I) Maculopapular Rash, Erythroderma, Erythema Multiforme Steven Johnson's Syndrome, Toxic Epidermal Necrolysis 2. Pathomechanisms and clinical types of leprosy 3. Photodermatoses 4. Malignant Melanoma-	
9	Dr. Avinash B. Jadhav MBBS, MD 2006020414	Assistant Professor	Regular	Dr.D.Y.Patil Medical College,Pune	Asst.Prof	04-06-14	till date	2016	3	1.Disorders of Hair :- 2.Leprosy 3.Vesiculobullous disorders:-
								2017	6	1. Structure & functions of skin: Introduction. Epidermis & dermis: Its layers and cells. Hair: Structure of the follicle. Nail: Physiology & structural component. Eccrine sweat glands, Apocrine glands, Sebaceous glands. Functions of skin. 2. Viral infections: Herpes simplex, Herpes zoster: Causative organisms, clinical features, complications, prophylaxis & treatment . Molluscum, warts: Organisms, transmission, clinical features , complication, treatment. 3.Alopecia areata : Causes, clinical features, treatment. 4.Structure & functions of skin: 5.Leprosy 6.STD---Syphilis Gonorrhoea:-Chancroid:-LGV:-
								2018	5	1. Parasitic Infestations:- 2. Vesiculobullous disorders:- 3.Structure & functions of skin: Introduction. Epidermis & dermis: Its layers and cells. Hair: Structure of the follicle. Nail: Physiology & structural component. Eccrine sweat glands, Apocrine glands, Sebaceous glands. Functions of skin. 4. Viral infections:

Dr. D. Y. Patil Medical College,  
Pimpri, Pune - 411018.



Department	Name of Faculty Qualification IMR Number	Current Designation & Date of Promotion	Nature of employment Regular/permanent or contract/outsourced	Details of Service in the Last 5 years				Year	Number of lectures taken/year. Topics covered	Name of Lecture Topics
				Institution	Designation	From	To			
									Herpes simplex, Herpes zoster: Causative organisms, clinical features, complications, prophylaxis & treatment . Molluscum, warts: Organisms, transmission, clinical features , complication, treatment. 5.Alopecia areata : Causes, clinical features, treatment.	
							2019	5	1. Parasitic Infestations:- 2. Vesiculobullous disorders:- 3.Structure & functions of skin: Introduction. Epidermis & dermis: Its layers and cells. Hair: Structure of the follicle. Nail: Physiology & structural component. Eccrine sweat glands, Apocrine glands, Sebaceous glands. Functions of skin. 4.Viral infections: Herpes simplex, Herpes zoster: Causative organisms, clinical features, complications, prophylaxis & treatment . Molluscum, warts: Organisms, transmission, clinical features , complication, treatment. 5.Alopecia areata : Causes, clinical features, treatment.	
							2020	5	1. Parasitic Infestations:- 2. Vesiculobullous disorders:- 3.Structure & functions of skin: Introduction. Epidermis & dermis: Its layers and cells. Hair: Structure of the follicle. Nail: Physiology & structural component. Eccrine sweat glands, Apocrine glands, Sebaceous glands. Functions of skin. 4.Viral infections: Herpes simplex, Herpes zoster: Causative organisms, clinical features, complications, prophylaxis & treatment . Molluscum, warts: Organisms, transmission, clinical features , complication, treatment. 5.Alopecia areata : Causes, clinical features, treatment.	
							2021	3	1.HIV:-Clinical features, Investigation & treatment 2.Alopecia areata: Causes, clinical features, treatment, Hair Disorder 3.Pigmentary Disorders (I) Skin Color, Melanocytes, Disorder of Pigmentation and its classification. Disorder of Hypopigmentation Vitiligo: Causes, clinical features, differential diagnosis, treatment. Disorder of Hyperpigmentation-Melasma	
10	Dr. Ankita Agrawal MBBS, MD 2017125515	Assistant Professor 10-10-20	Regular	Dr.D.Y.Patil Medical College,Pune Dr.D.Y.Patil Medical College,Pune	Sr.Resident Asst.Prof	10-12-18 10-10-20	09-10-20 till date	2019	5	1.Papulosquamous disorders (I) Psoriasis – Epidemiology & pathogenesis, clinical features, variants, treatment..  Lichen planus. 2.Papulosquamous disorders (II) Pityriasis rosea

-6-

  
**Dr. D. Y. Patil Medical College,**  
**Pimpri, Pune - 411018.**




Department	Name of Faculty Qualification IMR Number	Current Designation & Date of Promotion	Nature of employment Regular/permanent or contract/outsourced	Details of Service in the Last 5 years				Year	Number of lectures taken/year. Topics covered	Name of Lecture Topics
				Institution	Designation	From	To			
									Erythroderma: Definition, etiology, clinical features, management. 3.Fungal infections (I) Dermatophytoses: Pathogenesis, clinical types, lab diagnosis, treatment & course. 4. Fungal infections (II) Candidiasis: Organisms, predisposing factors, clinical features, lab Diagnosis, treatment, Deep Fungal Infections. 5.Alopecia areata: Causes, clinical features, treatment, Hair Disorder	
							2020	3	1. Eczemas (I) Definition, classification, clinical features, Diagnosis, management. Common Patterns of Eczema: Atopic dermatitis, seborrheic dermatitis, contact dermatitis, others 2 .Gonorrhoea, chancroid., LGV 3.Phototherapy	
							2021	4	1. Eczemas (I) Definition, classification, clinical features, Diagnosis, management. 2. Common Patterns of Eczema: Atopic dermatitis, seborrheic dermatitis, contact dermatitis, others 3.Treatment of Leprosy 4. Herpes Simplex	
11	Dr. Devayani J. Pol MBBS, MD 2015052390	Assistant Professor 01-02-21	Regular	Dr.D.Y.Patil Medical College,Pune Dr.D.Y.Patil Medical College,Pune	Sr.Resident Asst.Prof	01-08-19 01-02-21	31-01-21 till date	2020	6	1.Acne vulgaris: Causative factors, pathogenesis, clinical Features, acneform eruptions, treatment. 2.Skin Tumors (I) Epidermal tumors, Dermal & Appendageal tumors. 3.Bacterial infections (II) Erythrasma. Toxin Mediated-bullous impetigo, SSSS, Toxic shock syndrome. 4.Parasitic Infestations: Scabies and Pediculosis 5. Telogen effluvium & Androgenetic Alopecia 6. Systemic Retinoids
								2021	9	1.Fungal infections Dermatophytoses: Pathogenesis, clinical types, lab diagnosis, treatment & course. Candidiasis: Organisms, predisposing factors, clinical features, lab Diagnosis, treatment, Deep Fungal Infections. 2.Leprosy (II) Reactions in leprosy, types of reactions, management of reactions. 3.Papulosquamous disorders (I) Psoriasis – Epidemiology & pathogenesis, clinical features, variants, treatment.. Lichen planus. Pityriasis rosea Erythroderma: Definition, etiology, clinical features, management. 4. Vesiculobullous disorders (I) Introduction, Types & mechanism of bullae formation, diagnosis. Intraepidermal bullous disorders: Pemphigus vulgaris : Definition & classification, treatment.

Dr. D. Y. Patil Medical College,  
Pimpri, Pune - 411018.




Department	Name of Faculty Qualification IMR Number	Current Designation & Date of Promotion	Nature of employment Regular/permanent or contract/outsourced	Details of Service in the Last 5 years				Year	Number of lectures taken/year. Topics covered	Name of Lecture Topics
				Institution	Designation	From	To			
									Subepidermal bullous disorders: Bullous pemphigoid: Pathogenesis, clinical manifestations, diagnosis, 5. Syphilis 6. Clinical types, presentation, Histoid Leprosy 7. Phototherapy 8. Sunscreens 9. Mastocytosis	
12	Dr. Rahul H. Ranpariya MBBS, MD G-54875	Senior Resident	Regular	Dr.D.Y.Patil Medical College,Pune	Sr.Resident	10-08-19	till date	2020	4 1. Viral infections (I) Herpes simplex, Herpes zoster: Causative organisms, clinical features, complications, prophylaxis & treatment. 2. Acne vulgaris: Causative factors, pathogenesis, clinical features, acneform eruptions, treatment. 3. Papulosquamous disorders (I) Psoriasis – Epidemiology & pathogenesis, clinical features, variants, treatment. Lichen planus. Pityriasis rosea Erythroderma: Definition, etiology, clinical features, management. 4. STD (I) : Syphilis, Gonorrhoea Anatomy of genital tract. Etiology, congenital syphilis, diagnosis, treatment, prozone phenomenon, Jarisch Herxheimer reaction. Clinical Features in males and females, investigations, treatment, complications, Etiology, clinical features, diagnosis, treatment. Etiology, clinical features, diagnosis, D/d Of inguinal bubo, inguinal syndrome, genital syndrome, urethral syndrome, treatment, course and prognosis. Syndromic management.	
								2021	2 1. STD (I) : Syphilis, Gonorrhoea Anatomy of genital tract. Etiology, congenital syphilis, diagnosis, treatment, prozone phenomenon, Jarisch Herxheimer reaction. Clinical Features in males and females, investigations, treatment, complications, Etiology, clinical features, diagnosis, treatment. Etiology, clinical features, diagnosis, D/d Of inguinal bubo, inguinal syndrome, genital syndrome, urethral syndrome, treatment, course and 2. Bacterial infections Predisposing factors, types of pyodermas, infections of hair follicles. Erythrasma. Toxin Mediated-bullous impetigo, SSSS, Toxic shock syndrome.	
13	Dr. Ashwini D. Mundhe MBBS, MD 2014030750	Senior Resident	Regular	Dr.D.Y.Patil Medical College,Pune	Sr.Resident	01-03-21	till date	2021	3 1. Skin Tumors (I) Epidermal tumors, Dermal & Appendageal tumors. 2. Viral infections Herpes simplex, Herpes zoster: Causative organisms, clinical features, complications, prophylaxis & treatment. Molluscum, warts: Organisms, transmission, clinical features, complication, treatment. 3. Acne vulgaris: Causative factors, pathogenesis, clinical features, acneform eruptions, treatment.	
14	Dr. Aishwarya Raheja	Senior Resident	Regular	Dr.D.Y.Patil Medical College,Pune	Sr.Resident	01-09-21	till date	2021	3 1. Acne vulgaris:	

  
**DRAN**  
 Dr. D. Y. Patil Medical College,  
 Pimpri, Pune - 411018.



Department	Name of Faculty Qualification IMR Number	Current Designation & Date of Promotion	Nature of employment Regular/permanent or contract/outsourced	Details of Service in the Last 5 years				Year	Number of lectures taken/year. Topics covered	Name of Lecture Topics
				Institution	Designation	From	To			
	MBBS, MD 2018115723								Causative factors, pathogenesis, clinical Features, acneform eruptions, treatment. 2. HIV :- Transmission, basic biology, classification of HIV associated diseases, natural course, diagnosis, prevention, treatment. 3. Reactive Erythemas & Granuloma Annulare 4. EM, SJS, TEN	
15	Dr. Ankita S. Patil MBBS, MD 2016083078	Senior Resident	Regular	Dr.D.Y.Patil Medical College,Pune	Sr.Resident	03-09-21	till date	2021	1. Cyclophosphamide & MMF	



  
**DEAN**  
 Dr. D. Y. Patil Medical College,  
 Pimpri, Pune - 411018.







02. Annexure-1 - Publication in Vancouver referencing style

Sr. No	Faculty Name	Publication in Vancouver referencing style	Pubmed Indexed Yes / No	Scopes Indexed
		Aishwarya Raheja1*, Roshni Mishra2, Mohak Agrawal3, Mahendra Singh Deora4. Brooke- Spiegler syndrome: An interesting case. International Medical Journal. 2021 Nov	No	Yes
		Deoghare S, Kumar A, Deora MS. An unusual case of acral lentiginous melanoma with leukoderma. Pigment International. 2021 Jan 1;8(1):52.	No	No
		Pol D, Kumar A, Deora MS. A novel cost-effective autologous dermal filler for atrophic acne scar. Indian Dermatology Online Journal. 2021 Mar;12(2):361.	No	No
		Deora M.S, Kushwaha A S. Clinico-Pathological profile of Leprosy Cases in an Institutional Setting. Int. J of Pharmacy & Pharmaceutical Research 2018;11(3):84-88	No	No
2	Dr. Ajay Kumar	Pathania V, Kumar A, Hashmi SA, Shergill SP. A case of 'de novo' Histoid Hansen's disease. Medical Journal, Armed Forces India. 2015 Jul;71(Suppl 1):S52.	Yes	No
		Pathania V, Kumar A. Phacomatosis pigmentovascularis with Raynaud's phenomena. Medical Journal, Armed Forces India. 2015 Jul;71(Suppl 1):S119.	Yes	No
		Dalal A, Sharma S, Kumar A, Sharma N. Eyelash trichomegaly: A rare presenting feature of systemic lupus erythematosus. International journal of trichology. 2017 Apr;9(2):79.	Yes	Yes
		Response of Oral Acitretin in Congenital Ichthyosiform Erythroderma: A Case Report	No	No
		Gupta S, Jangra RS, Gupta S, Mahendra A, Kumar A. Assembling disposable punches using a shaving blade and hypodermic needle. Journal of the American Academy of Dermatology. 2016 Jun 1;74(6):e131-2.	No	No
		Kumar A, Jain AK, Gupta S. Frequency of occurrence of urticaria after the administration of atracurium. Int J Res Dermatol. 2016 Oct;2:118-21.	No	No

DEAN

Dr. D. Y. Patil Medical College,  
Pimpri, Pune - 411018.



02. Annexure-1 - Publication in Vancouver referencing style

Sr. No	Faculty Name	Publication in Vancouver referencing style	Pubmed Indexed Yes / No	Scopes Indexed
		Maheshwari C, Kumar A, Gupta S. A clinico-epidemiological study of cutaneous changes in chronic kidney disease. International Journal of Research. 2016 Oct;2(4):103.	No	No
		Dalal A, Kumar A, Lohan R, Ahlawat M. A six-year old girl presenting with alopecia areata incognita: a case report. International Journal of Research. 2017 Jan;3(1):158.	No	No
		Gupta S, Jangra RS, Gupta S, Mahendra A, Kumar A. A painless, minimally invasive technique for debulking onychomycotic nails. Journal of the American Academy of Dermatology. 2017 Jan 1;76(1):e17-9.	No	No
		Kumar A, Dalal A, Gupta S, Dadwal E. Erythema nodosum leprosum limited to sun-exposed sites: An unusual presentation of type 2 lepra reaction. Journal of Clinical Sciences. 2017 Apr 1;14(2):101.	No	No
		Kumar A, Deshmukh K, Deora MS. The role of topical tacrolimus in adherence to antifungal therapy in recalcitrant tinea incognito: a preliminary non randomised controlled study Int J Res Dermatol 2019;5:183-6.	No	No
		Gupta S, Pruthi S, Kumar A, Mahendra A. Common contact allergens in patients with chronic vesicular dermatitis of palms and soles: A retrospective study. Indian dermatology online journal. 2019 Jul;10(4):396.	No	No
		Deshmukh KM, Kumar A, Sharma YK. More efficacious extraction of molluscum bodies with angled forceps. Journal of the American Academy of Dermatology. 2020 Mar 1;82(3):e79-80.	No	No
		Dalal A, Sharma S, Kumar A, Sharma N. Eyelash trichomegaly: A rare presenting feature of systemic lupus erythematosus. International journal of trichology. 2017 Apr;9(2):79.	No	No
		Deshmukh KM, Sharma YK, Kumar A. The use of forceps for creating sustained pressure for slit skin smear. Journal of the American Academy of Dermatology. 2020 Mar 1;82(3):e77-8.	No	No

DEAN



02. Annexure-1 - Publication in Vancouver referencing style

Sr. No	Faculty Name	Publication in Vancouver referencing style	Pubmed Indexed Yes / No	Scopes Indexed
		Deshmukh KM, Sharma YK, Kumar A. The use of forceps for creating sustained pressure for slit skin smear. Journal of the American Academy of Dermatology. 2020 Mar 1;82(3):e77-8.	No	No
		Pol D, Kumar A, Deora MS. A novel cost-effective autologous dermal filler for atrophic acne scar. Indian Dermatology Online Journal. 2021 Mar;12(2):361.	No	No
		Kumar A, Deshmukh KM, Deora MS, Kapoor S, Deoghare SR. Clinical profile of Tinea pseudoimbricata: an observational study from a tertiary care institution in western Maharashtra, India. International Journal of Research. 2020 May;6(3):1.	No	No
3	Dr. Milind Patvekar	Patvekar MA, Dev S, Rizvi A, Malhotra R. Histoid leprosy in type II reaction with neural abscess: Treated with ulnar nerve decompression and anterior transposition. Medical Journal of Dr. D.Y. Patil University .2014	Yes	Yes
		Patvekar MA, Sadana Dinkar. Pemphigus vulgaris in an elderly patient. Indian J Dermatol. 2014 Jan-Feb; 59(1): 105.	Yes	Yes
		Patvekar MA, Soraisham R, Bhasin R, Buch AC, Deo K.S . Adamdiades-Behcet disease : a case report. Int J Med case report. 2014	No	No
		Patvekar M, Panchal U, Dash K, Visana M. A persistent facial rash turned out to be dermatomyositis. Medical Journal of Dr. DY Patil University. 2015 Jan 1;8(1):118-.	No	Yes
		Mathias D, Patvekar MA, Deora MS, Dalave KT, Raheja A. Study of quality of life in patients with premature graying of hair in Western Indian population. Int J Res Dermatol 2021;7:xxx-xx.	No	No
		Patvekar MA, Deo KS, Verma S, Kothari P, Gupta A. Quality of life in vitiligo: Relationship to clinical severity and demographic data. Pigment International. 2017 Jul 1;4(2):104.	No	Yes
4	Dr. Hemant Talanikar	Chaudhari ND, Talanikar HV, Gupta SB, Gupte B. Facial hyperpigmentation in a case of tuberous sclerosis. Int J Basic Applied Medical Science. 2014	No	No

  
**DEAN**  
 Dr. D. Y. Patil Medical College,  
 Pimpri, Pune - 411018.



## 02. Annexure-1 - Publication in Vancouver referencing style

Sr. No	Faculty Name	Publication in Vancouver referencing style	Pubmed Indexed Yes / No	Scopes Indexed
		Gupta S, Talanikar HV, Deora MS, Agrawal A, Sharma YK. Cutaneous manifestations in patients with chronic kidney disease on hemodialysis. Int J Res Dermatol 2021;7:xxx-xx.	No	No
		Agrawal R, Talanikar H. A CLINICAL STUDY OF GERIATRIC DERMATOSIS AT A TERTIARY CARE CENTRE IN PIMPRI-CHINCHWAD MUNICIPAL CORPORATION AREA OF MAHARASHTRA. JOURNAL OF EVOLUTION OF MEDICAL AND DENTAL SCIENCES-JEMDS. 2018 Apr 23;7(17):2144-8.	No	No
5	Dr. Kirti Deo	Sharma YK, Virmani NC, Dash K, Deo K, Mave V, Gupta A, Kakrani A. A 23 year old man presenting with fluid filled skin lesions, patchy pigmentation and skin breakage after trivial trauma. Clinical infectious diseases 2013;56(6):898-9	Yes	No
		Verma S, Sharma YK, Deo K, Gupta A. Becker nevus syndrome; probably the first report of concurrent acral located congenital BN, soft tissue hypertrophy and fused carpal bones. Journal of the European Academy of Dermatology and Venereology. 2014 1;30(1):184-6	Yes	No
		Gupta A, Sharma Y, Deo K et al. Case Report: Whole exome sequencing helps in accurate molecular diagnosis in siblings with a rare co-occurrence of paternally inherited 22q12 duplication and autosomal recessive non-syndromic ichthyosis. F1000 Research 2015, 4:446	Yes	No
		Deo K, Sharma YK, Wadhokar M, Tyagi N. Clinicoepidemiological Observational Study of Acquired Alopecias in Females Correlating with Anemia and Thyroid Function. Dermatology research and practice. 2016	Yes	No
		Desmukh SP, Sharma YK, Dash KN, Chaudhari N, Deo KS. Clinicoepidemiological study of skin manifestations in patients of chronic renal failure on hemodialysis. Indian Dermatol Online J 2013, 4(1), 18-21	Yes	No

DEAN

Dr. D. Y. Patil Medical College,  
Pimpri, Pune - 411018.



02. Annexure-1 - Publication in Vancouver referencing style

Sr. No	Faculty Name	Publication in Vancouver referencing style	Pubmed Indexed Yes / No	Scopes Indexed
		Deo K S, Dash K N, Sharma Y K, Virmani NC, OberaiChetan. Kojic acid vis-a-vis its combinations with hydroquinone and betamethasone valerate in melasma: A randomized, single blind, comparatiacy and safety. Indian J ofDermatol. 2013,58(4), 281-285.	Yes	No
		Deshmukh S, Sharma Y K, Chaudhari ND, Dogra B B, Deo K S. Multiple squamous cell carcinoma over lichen simplex chronicus: A rare entity. Indian J OfDermatol. 2013,58(4), 329	Yes	No
		Chavan S A, Sharma Y K, Deo K, Buch A C. A case of Senear-Usher syndrome. Indian J OfDermatol. 2013,58(4), 329	Yes	No
		Patvekar MA, Soraisham R, Bhasin R, Buch AC, Deo K.S. Adamdiades-Behcet disease: a case report. Ind J Med Case Report 2014;3(3): 11-14.	Yes	No
		Desmukh SP, Sharma YK, Dash KN, Chaudhari N, Deo KS. Clinicoepidemiological study of skin manifestations in patients of chronic renal failure on hemodialysis. Indian Dermatol Online J 2013, 4(1), 18-21	Yes	No
		Deshmukh S, Sharma Y K, Chaudhari ND, Dogra B B, Deo K S. Multiple squamous cell carcinoma over lichen simplex chronicus: A rare entity. Indian J OfDermatol. 2013,58(4), 329.	Yes	No
		Chavan S A, Sharma Y K, Deo K, Buch A C. A case of Senear-Usher syndrome. Indian J OfDermatol. 2013,58(4), 329.	Yes	No
		Ghadgepatil SS, Sharma YK, Misra R, Dash KN, Patvekar MA, Deo KS. An unusual case of tineacapitis caused by Trichophytonshoenleinii in an elderly female. IndDermatol Online J 2015;6:49-50.	Yes	No
		Subha V Patil, Yugal K Sharma, Kedar N Dash, Kirti S Deo, Pradeep M Mahajan.A case of Hyper Immunoglobulin-E Syndrome Associated with Scrotal Tongue and Intraoral Hyperpigmentation. Indian J Dermatology 2015;6(3):324.	Yes	No

DEAN

Dr. D. Y. Patil Medical College,  
Pimpri, Pune - 411018.



## 02. Annexure-1 - Publication in Vancouver referencing style

Sr. No	Faculty Name	Publication in Vancouver referencing style	Pubmed Indexed Yes / No	Scopes Indexed
		Wadhokar M, Sharma YK, Deo K, Buch A, Gupta A. Pemphigus foliaceus occurring with adenocarcinoma of prostate. Indian J Dermatol Venereol Leprol 2015;81:525-6	Yes	No
		Sharma YK, Wadhokar M, Deo K, Gupta S, Tyagi N. Juvenile generalized pustular psoriasis in a 10-year-old girl. Department of Dermatology, Dr. D.Y. Patil Medical College and Hospital, Pimpri, Pune, Maharashtra, India 2015; vol 16/ Issue 4:252-254	Yes	No
		Gupta A, Sharma YK, Deo K, Kothari P. 'Giant' tuberous xanthomas in a nine-year-old child with homozygous familial hypercholesterolemia. Indian J Paed Dermatol 2015;16(4):270-272	Yes	No
		18. Gupta A, Sharma YK, Deo K, Kothari P, Severe recalcitrant psoriasis treated with itolizumab, a novel anti CD6 monoclonal antibody Indian Journal of Dermatology, Venereology, and Leprol. 2016;82:459-61	Yes	No
		Gupta A, Sharma YK, Deo K. Occupational contact dermatitis caused by dimethylformamide. Ind Dermatol Online J 2016;7(5):433-34	Yes	No
		Ganjre S, Sharma YK, Gupta A, Deo K. Four cases of recalcitrant pemphigus vulgaris salvaged with rituximab. Med J DY Patil Univ 2017;10:85-8.	Yes	No
		Sanjeev Gupta, Aayush Gupta, KirtiDeo, Preeti Kothari, Bhavika Shah, Sweety Darall, Sukhanandan, Dhara. Hand eczema in nurses, nursing auxiliaries and cleaners- A cross-sectional study from a tertiary hospital in western India. Contact Dermatitis 2018; vol 1/Issue 6	Yes	No
		KirtiDeo, KedarNath Dash, YugalKishor Sharma, MeenakshiWadhokar, Aayush Gupta. Acquired angiokeratomas of the vulva. Indian Journal of Sexually Transmitted Disease and AIDS 2018; vol 39/Issue 2	Yes	No
		Yugal Kishore Sharma, Shivanti Chauhan, KirtiDeo. Follicular occlusion triad; vol 22/Issue 2	Yes	No

DEAN

Dr. D. Y. Patil Medical College,  
Pimpri, Pune - 411018.



02. Annexure-1 - Publication in Vancouver referencing style


Sr. No	Faculty Name	Publication in Vancouver referencing style	Pubmed Indexed Yes / No	Scopes Indexed
		Agrawal PV, Sharma YK, Deo KS, Ranpariya RH, Singh P. Mucocutaneous hyperpigmentation as presentation of vitamin B12 deficiency: A cas report and brief review. Pigment International; vol6/ Issue1	Yes	No
		Poulose D, Deo K, Gogineni JM, Mahajan A, Lote S, Mishra R, Jacob G, Zacharias M, Babu A. Correlation of Venous Clinical Severity Score With Dermatology Life Quality Index Among Patients With Chronic Venous Insufficiency: A Cross-Sectional Study. Cureus. 2021 Sep;13(9).	Yes	No
6	Dr. Sanjeev Gupta	Gupta S, Kumar A, Mahendra A, Gupta S. A minimally invasive, scarless technique of donor tissue harvesting for noncultured epidermal cell suspension transplantation in vitiligo. Journal of the American Academy of Dermatology. 2015 Dec 1; 73(6):e213-5.	Yes	No
		Gupta S, Gupta S, Kumar A. The hypodermic needle as a dermabrading device for recipient area preparation for skin grafting in vitiligo. Journal of the American Academy of Dermatology. 2015 Apr 1;72(4):e105-6.	Yes	No
		Gupta S, Jangra RS, Gupta S, Mahendra A, Kumar A. Assembling disposable punches using a shaving blade and hypodermic needle. Journal of the American Academy of Dermatology. 2016 Jun 1;74(6):e131-2.	Yes	No
		Ghadgepatil SS, Gupta S, Sharma YK. Clinicoepidemiological study of different types of warts. Dermatology research and practice. 2016 Mar 7;2016.	Yes	No
		Gupta S, Jangra RS, Gupta S, Mahendra A, Kumar A. A painless, minimally invasive technique for debulking onychomycotic nails. Journal of the American Academy of Dermatology. 2017 Jan 1;76(1):e17-9.	Yes	No

  
 Dr. D. Y. Patil Medical College,  
 Pimpri, Pune - 411018.



02. Annexure-1 - Publication in Vancouver referencing style


Sr. No	Faculty Name	Publication in Vancouver referencing style	Pubmed Indexed Yes / No	Scopes Indexed
		Gupta S, Pruthi S, Kumar A, Mahendra A. Common contact allergens in patients with chronic vesicular dermatitis of palms and soles: A retrospective study. Indian dermatology online journal. 2019 Jul;10(4):396.	No	no
7	Dr. Aayush Gupta	Verma S, Sharma YK, Deo K, Gupta A. Becker nevus syndrome; probably the first report of concurrent acral located congenital BN, soft tissue hypertrophy and fused carpal bones. J Eur Acad Derm Venereol Leprol 2016; 30(1):184-186	Yes	Yes
		Gupta A, Sharma YK, Dash KN, Verma S, Natarajan VT, Singh A. Ultrastructural Investigations in an Autosomal Recessively Inherited Case of Dyschromatosis Universalis Hereditaria. Acta Dermatologica Venerologica 2014; 95(6):738-740	Yes	Yes
		Gupta A, Sharma YK, Vellarikkal SK, Jayarajan R, et al. Whole-exome sequencing solves diagnostic dilemma in a rare case of sporadic acrokeratosis verruciformis. J Eur Acad Derm Venereol Leprol 2016, 30(4):695-697	Yes	Yes
		Gupta A, Sharma Y, Deo K <i>et al.</i> Case Report: Whole exome sequencing helps in accurate molecular diagnosis in siblings with a rare co-occurrence of paternally inherited 22q12 duplication and autosomal recessive non-syndromic ichthyosis. <i>F1000Research</i> 2015, 4:446	Yes	Yes
		Gupta A, Sharma YK. The use of chalazion clamps to create adequate sustained pressure for slit skin smear. Journal of the American Academy of Dermatology. 2016 ;74(1):e15.	Yes	Yes
		Singh A, Gotherwal V, Junni P, Vijayan V. et al. Mapping architectural and transcriptional alterations in non-lesional and lesional epidermis in vitiligo. Scientific reports 2017;7: 9860	Yes	Yes
		Gupta SB, Gupta A, Shah B, Kothari P, Darall S, Boghara D, Sonkar S, Deo K. Hand eczema in nurses, nursing auxiliaries and cleaners—A cross-sectional study from a tertiary hospital in western India. Contact dermatitis. 2018;79(1):20-25	Yes	Yes

  
**DEAN**  
 Dr. D. Y. Patil Medical College,  
 Pimpri, Pune - 411018.



02. Annexure-1 - Publication in Vancouver referencing style

Sr. No	Faculty Name	Publication in Vancouver referencing style	Pubmed Indexed Yes / No	Scopes Indexed
		Guardian Consortium, Scaria V, Sivassubu S. Genomics of rare genetic diseases—experiences from India. Human Genomics. 2019;13:1	Yes	Yes
		Gupta A, Sharma YK, Bhawalkar JS, Kothari P, Kharat R, Patil A. Intralesional rituximab salvages refractory scalp lesions in a case of pemphigus vulgaris. Dermatologic therapy. 2019.	Yes	Yes
		Gupta A, Chauhan A, Priya A, Mantri B, Wadhokar M, Dalave K, Shah B, Gokhale RS, Batra VV, Singh A. Lesional skin in vitiligo exhibits delayed in vivo re-epithelialization compared to the non-lesional skin. Wound Repair and Regeneration. 2020.	Yes	Yes
		Jain A, Bhojar RC, Pandhare K, Mishra A, Sharma D, Imran M, Senthivel V, Divakar MK, Rophina M, Jolly B, Batra A, et al. IndiGenomes: a comprehensive resource of genetic variants from over 1000 Indian genomes. Nucleic Acids Research. 2020. Volume 49, Issue D1, 8 January 2021, Pages D1225–D1232,	Yes	Yes
		Brahmbhatt, H., Gupta, R., Gupta, A., Rastogi, S., Misri, R., Mobeen, A., Ghosh, A., Kothari, P., Sitaniya, S., Scaria, V. and Singh, A. (2020), Long non-coding RNA MALAT1 suppresses miR-211 to confer protection from UV-mediated DNA damage in vitiligo epidermis by upregulating SIRT1. British Journal of Dermatology. Nov 2020	Yes	Yes
		Singh A, Gupta A, Brahmbhatt H, Gupta R. The integrated analysis of mirna-mrna networks in vitiligo. Experimental Dermatology. March 2021	Yes	Yes
		Sahana S, Sivadas A, Mangla M, Jain A, Bhojar RC, Pandhare K, Mishra A, Sharma D, Imran M, Senthivel V, Divakar MK, et al,. Pharmacogenomic landscape of COVID-19 therapies from Indian population genomes. Pharmacogenomics. 2021 May.	Yes	Yes
		Gupta A, Jolly B, Mirza S, Shahid, Scaria V. SARS-CoV-2 vaccine breakthrough infection following a previous infection in a healthcare worker. Journal of Infection. 2021 October	Yes	Yes

  
**DEAN**  
 Dr. D. Y. Patil Medical College,  
 Pimpri, Pune - 411018.



02. Annexure-1 - Publication in Vancouver referencing style

Sr. No	Faculty Name	Publication in Vancouver referencing style	Pubmed Indexed Yes / No	Scopes Indexed
		Hemang, Gupta R, Gupta A, Dharshini S, V Batra, Archana Singh. Differential Regulation of miR-21-5p Delays Wound Healing of Melanocyte-Deprived Vitiligo Skin By Modulating The Expression Of Tumor-Suppressors PDCD4 And Maspin. Journal of Cellular Physiology. 2021 October	Yes	Yes
		Sutaria A, Kapoor A, Sharma YK, Gupta A. Deoxycholic acid injection in the management of difficult-to-remove subcutaneous lipomas. Dermatologic Surgery. 2021 November (Accepted)	Yes	Yes
		Jain, A., Bhoyar, R.C., Pandhare, K. <i>et al.</i> Genetic epidemiology of autoinflammatory disease variants in Indian population from 1029 whole genomes. <i>J Genet Eng Biotechnol</i> 19, 183 (2021)	Yes	Yes
		Sharma YK, Gupta A. Human Demodex Mite: The Versatile Mite of Dermatological Importance. <i>Indian J Dermatol</i> 2014;59:302	Yes	Yes
		Sharma YK, Gupta A, Chaudhari ND. Pediatric tuberous xanthomas. <i>Indian J Dermatol Venereol Leprol</i> 2014;80:335	Yes	Yes
		Gupta A, Sharma YK, Dash K, Prakash N. An unusual pattern of alopecia areata. <i>Int J Trichol</i> 2014;6:190-1	Yes	Yes
		Gupta A, Sharma YK, Dash K, Verma S. Cultural adaptation of the Cardiff Acne Disability Index to a hindi speaking population: A pilot study. <i>Indian J Dermatol</i> 2015;60:419	Yes	Yes
		Wadhokar M, Sharma YK, Deo K, Buch A, Gupta A. Pemphigus foliaceus associated with adenocarcinoma of prostate. <i>Indian J Dermatol Venereol Leprol</i> 2015;81(5):525-526	Yes	Yes
		Sharma YK, Dash K, Gupta A, Ankadawar N, Prakash N, Mahajan P. Three cases of chloracne in a family from Pune. <i>Indian J Dermatol Venereol Leprol</i> .2016;82:216-8	Yes	Yes
		Gupta A, Sharma YK, Deo K, Kothari P. 'Giant' tuberous xanthomas in a nine-year-old child with homozygous familial hypercholesterolemia. <i>Indian J Paed Dermatol</i> 2015;16(4):270-272	Yes	Yes

  
**DEAN**  
 Dr. D. Y. Patil Medical College,  
 Pimpri, Pune - 411018.



02. Annexure-1 - Publication in Vancouver referencing style

Sr. No	Faculty Name	Publication in Vancouver referencing style	Pubmed Indexed Yes / No	Scopes Indexed
		Sharma YK, Gupta A. Some other serendipitous discoveries in dermatology. Indian J Dermatol 2016;61:95-6	Yes	Yes
		Gupta A, Sharma YK, Dash K, Chaudhari ND, Jethani S. Quality of life in acne vulgaris: relationship to clinical severity and demographic data. Ind J Dermatol Venereol Leprol 2016;82:292-7	Yes	Yes
		Sharma YK, Prakash N, Gupta A. Prevalence of metabolic syndrome as per the NCEP and IDF definitions vis-a-vis severity and duration of psoriasis in a semi-urban Maharashtrian population: A case control study. Diabetes & Metabolic Syndrome: Clinical Research & Reviews. 2016;10(2):S72-6.	Yes	Yes
		Prakash N, Sharma YK, Gupta A. Lingering immune dysregulation of inflammatory dermatoses, particularly psoriasis, probably drives metabolic syndrome culminating in cardiovascular damage and needs preventive public health guidelines as well as comprehensive management. Med J of Dr. D.Y. Patil Univ. 2016;9:168-176	Yes	Yes
		Gupta A, Sharma YK, Deo K, Kothari P. Severe recalcitrant psoriasis treated with itolizumab, a novel anti-CD6 monoclonal antibody. Ind J Dermatol Venereol Leprol 2016;82:459-61	Yes	Yes
		Gupta A, Sharma YK, Deo. K. Occupational contact dermatitis caused by dimethylformamide. Ind Dermatol Online J 2016;7(5):433-34	Yes	Yes
		Sharma YK, Gupta A. Measuring severity of acne vulgaris and impairment in quality of life of its patients and aiming for their concomitant reduction facilitates comprehensive management. J Health Res Rev 2016;3:81-5	Yes	Yes
		Ganjre S, Sharma YK, Gupta A, Deo K. Four cases of recalcitrant pemphigus vulgaris salvaged with rituximab. Med J DY Patil Univ 2017;10:85-8.	Yes	Yes
		Sharma YK, Shukla P, Nayak R, Kothari P, Gupta A. Association of dermatoses with duration and quantum of alcohol intake: A comparative cross-sectional study. Indian J Dermatol 2017;62:184-90	Yes	Yes



DEAN

Dr. D. Y. Patil Medical College,  
Pimpri, Pune - 411018.



02. Annexure-1 - Publication in Vancouver referencing style

Sr. No	Faculty Name	Publication in Vancouver referencing style	Pubmed Indexed Yes / No	Scopes Indexed
		Patvekar MA, Deo K, Verma S, Kothari P, Gupta A. Quality of life in vitiligo: relationship to clinical severity and demographic data. Pigment International 2017; 4(2):104-108	Yes	Yes
		36. Kothari P, Sharma YK, Patvekar MA, Gupta A. Correlating impairment of quality of life and severity of melasma: A cross-sectional study of 141 patients. Indian J Dermatol 2018;63:292-6	Yes	Yes
		Cantisani C, Sharma YK, Sitaniya S, et al. A case of primary essential Cutis verticis gyrata. Journal of Applied Cosmetology 2018;35 (2)	Yes	Yes
		Sharma YK, Iqbal B, Rao KR, et al. Clinical dermoscopic and histopathological findings in a case of favre racouchot syndrome 2018;36 (2)	Yes	Yes
		Gupta A, Sharma YK, Ghogre M, Misra S, Pawar S. Giant molluscum contagiosum unmasked probably during an immune reconstitution inflammatory syndrome. Indian J Sex Transm Dis 2018;39:139-40.	Yes	Yes
		Deo K, Dash KN, Sharma YK, Wadhokar M, Gupta A. Acquired angiokeratomas of the vulva. Indian J Sex Transm Dis 2018;39:136-8.	Yes	Yes
		Deo K, Sharma YK, Shah B, Kothari P, Chavan D, Sitaniya S, Gupta A. Improvement in the quality of life of a patient of ectodermal dysplasia with reconstructive surgeries. J Cutan Aesthet Surg 2019;12:244-7	Yes	Yes
		Shah B, Ganvir D, Sharma YK, Mirza Shahzad, Misra RN, Kothari P, Darall S, Bhawalkar JS, Gupta A. Utility of a real-time fluorescence imaging device in guiding antibiotic treatment in superficial skin infections. Ind J Dermat Venereol Leprol. 2021 (online ahead of print)	Yes	Yes
		Raman A, Mirza S, Iqbal B, Sharma YK, Gupta A. Nodular secondary syphilis with granulomatous inflammation. Ind J Sexually Transmitted Diseases. 2021 (accepted)	Yes	Yes
8	Dr. Kalyan Dalave	Dalave, K, Deora, M.S, Sabhandasani, S, Singh, P, Mittal, A. Clinico-epidemiological study of genodermatoses in pediatric age group. International Journal of Research in Dermatology.   January-February 2020;6(1): 1-9.	No	No

DEAN

Dr. D. Y. Patil Medical College,  
Pimpri, Pune - 411018.




**02. Annexure-1 - Publication in Vancouver referencing style**

Sr. No	Faculty Name	Publication in Vancouver referencing style	Pubmed Indexed Yes / No	Scopes Indexed
		Dalave, K, Jadhav, A, Shah, B, Singh, P, Mittal, A. Association between Psoriasis and Metabolic Syndrome and its Correlation with Disease Type and Severity: A Case Control Study. Journal of Medical Science and Clinical Research. 10 October 2019;7(10): 388-393.	No	No
9	Dr. Avinash Jadhav	Dalave, K, Jadhav, A, Shah, B, Singh, P, Mittal, A. Association between Psoriasis and Metabolic Syndrome and its Correlation with Disease Type and Severity: A Case Control Study. Journal of Medical Science and Clinical Research. 10 October 2019;7(10): 388-393.	No	No
10	Dr. Ankita Agrawal	A Agrawal, Sharma YK, A Systemetic review and meta-analysis of therapeutic interventions. Indian Journal of Dermatology, Venereology & Leproy. Nov 2019	No	Yes
12	Dr. Devayani Pol	Pol D, Kumar A, Deora MS. A novel cost-effective autologous dermal filler for atrophic acne scar. Indian Dermatology Online Journal. 2021 Mar;12(2):361.	No	No
		Dr. Devayani Pol, Dr. Rajendra Shinde. Clues in trichoscopy: a rapid useful method to differentiate tinea capitis and alopecia areata in children. PIJR. Vol:8, issue5: may 2019.	No	No
13	Dr. Rahul Ranpariya	Prachi V. Agrawal, Ajay Kumar, Yugal K. Sharma, Mahindra Deora, Rahul H. Ranpariya. Comparative Analysis of Epidemiological Data as Well as Quality of Life in Patients having Hand Eczema vis-à-vis Foot Eczema. Indian Dermatol Online J 2019;10:519-23.	No	No
		Prachi v. Agrawal, yugal k. Sharma, kirti s. Deo, rahul h. Ranpariya, pallavisinhg. Mucocutaneous hyperpigmentation as presentation of vitamin B12 deficiency: A case report and brief review. Pigment Int 2019;6:37-42	No	No
		Rahul H. Ranpariya, Sanjeev B. Gupta*, Mahendra S. Deora, Prachi V. Agrawal, Rachita Mathur, Aishwarya Raheja. Intralesional triamcinolone acetonide versus platelet rich plasma: a comparative study in the treatment of alopecia areata of scalp. Int J Res Dermatol. 2019 Aug;5(3):521-527	No	No



02. Annexure-1 - Publication in Vancouver referencing style


Sr. No	Faculty Name	Publication in Vancouver referencing style	Pubmed Indexed Yes / No	Scopes Indexed
14	Dr. Ashwini Mundhe	Nil	Nil	Nil
15	Dr. Aishwarya Raheja	Aishwarya Raheja1*, Roshni Mishra2, Mohak Agrawal3, Mahendra Singh Deora4. Brooke- Spiegler syndrome: An interesting case. International Medical Journal. 2021 Nov	No	Yes
		Dr. Aishwarya Raheja, Dr. Dipti Mathias, Dr. Bharat Swaroop Mittal, "Epidemiological and Clinical Features of Discoid Eczema: A Cross Sectional Study." IJMSAR – July – 2021, Vol. – 4, Issue - 4, P. No. 29-32.	No	No
16	Dr. Ankita Patil	Nil	Nil	Nil

  
**DEAN**  
Dr. D. Y. Patil Medical College,  
Pimpri, Pune - 411018.



3. Medical Educator Training/ Research Methodology and dates

Department	Faculty Name	MET Workshop	Dates
Dermatology			
1	Dr. Mahendra Singh Deora	Revised Basic Course Workshop in Medical Education Technologies	24 to 26 September 2019
2	Dr. Ajay Kumar	Revised Basic Course Workshop in Medical Education Technologies	02 to 05 January 2017
3	Dr. Hemant Talnikar	Revised Basic Course Workshop in Medical Education Technologies	03 to 05 January 2017
4	Dr. Kirti Deo	Revised Basic Course Workshop in Medical Education Technologies	27 to 29 January 2014
5	Dr. Kalyan Dalave	AETCOM, Revised Basic Course Workshop in Medical Education Technologies	16 to 18 March 2021
6	Dr. Avinash Jadhav	Revised Basic Course Workshop in Medical Education Technologies	24 to 26 September 2019

  
Dr. D. Y. Patil Medical College,  
Pimpri, Pune - 411018.