



**Dr. D.Y. Patil Medical College,
Hospital & Research Centre**
Pimpri, Pune

ADVANCED SURGICAL TRAINING

For Postgraduate Students



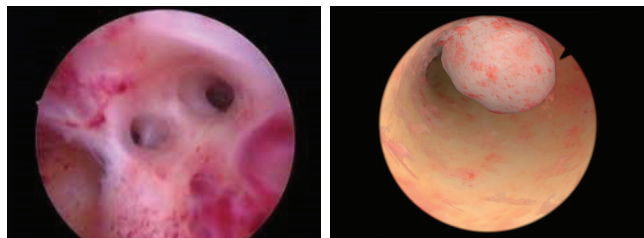
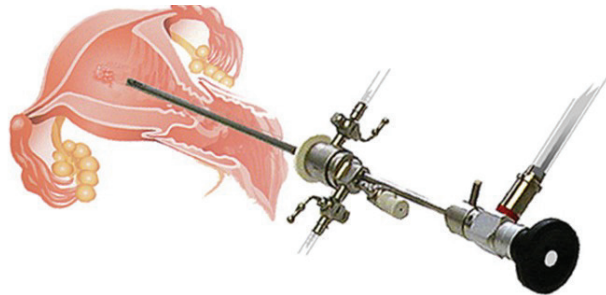
www.medical.dpu.edu.in

OFFICE HYSTEROSCOPY


- A vast, wide reaching practice
- First of its kind done in a medical college teaching hospital
- 450 cases since 2013 at our institute.
- Valuable tool One step diagnostic tool

Advantages

- No Hospitalisation.
- No Anaesthesia.
- One Step Gynecologist Tool.
- Eliminates Blind Procedures Like D&C.
- Cost Effective



Hysteroscopy involves the insertion of a rigid or flexible hysteroscope to visualize the endometrial cavity using a distension medium



Dr. MEENAL PATVEKAR PROF &
HOU, DEPT OF OBST
& GYN.

Fellowship in Office
Hysteroscopy, Bari, Italy

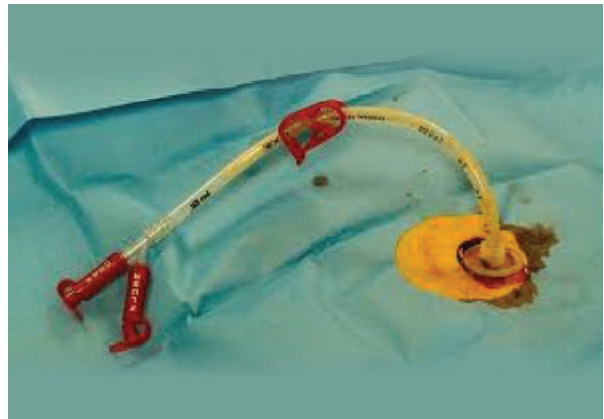


ADVANCED GI ENDOSCOPY SYSTEM

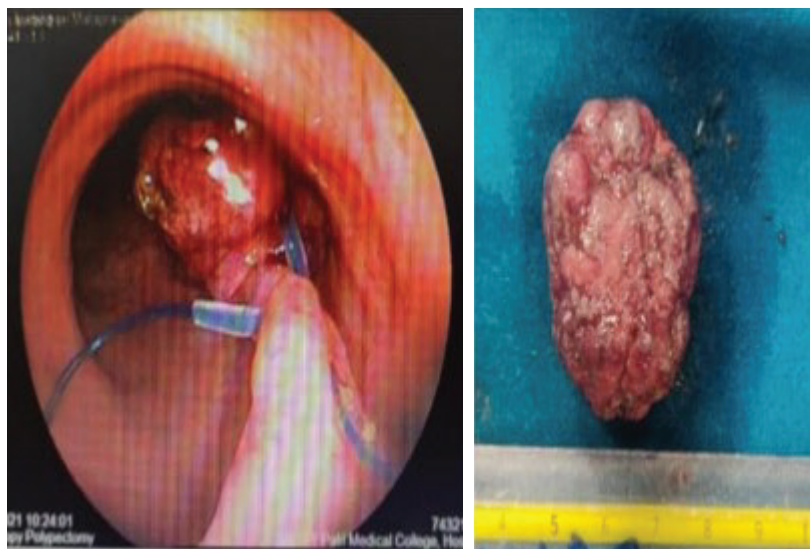
- Installed in 2021
- Procedures being done:
- Complex therapeutic biliary and pancreatic ERCP
- Diagnostic & therapeutic endoscopic ultrasound
- Pediatric endoscopy
- Small bowel endoscopy
- Diagnostic & therapeutic gastroscopy & colonoscopy with narrow band imaging



EUS for pancreaticobiliary diagnosis



Percutaneous Endoscopic Gastrostomy



Colonoscopic tumor/polyp removal



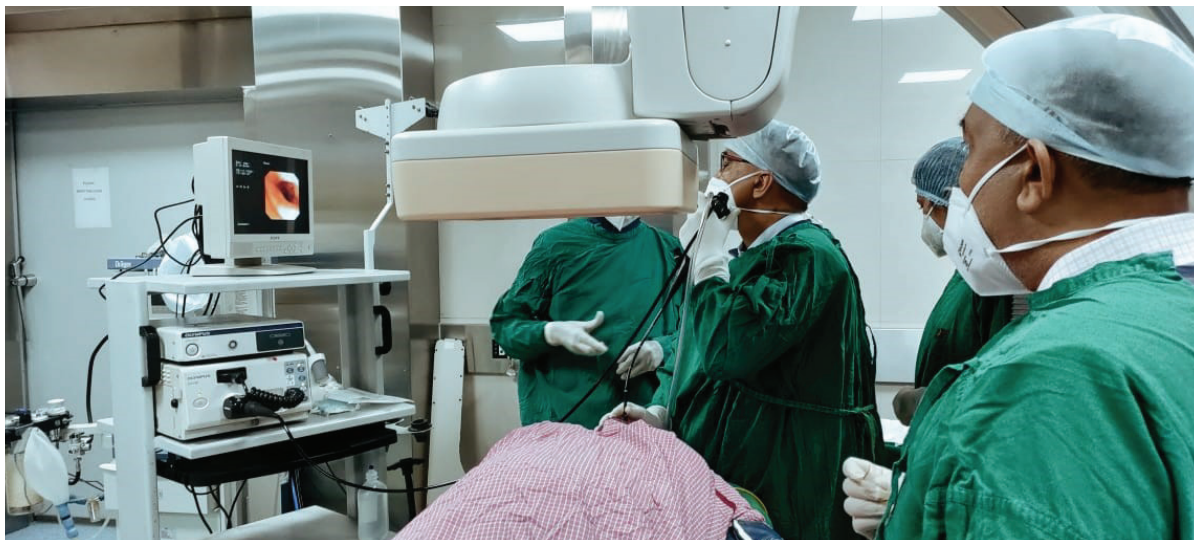
BRONCHOSCOPIES

Procedures done

- End bronchial biopsy: 230
- Trans Bronchial lung Biopsy (TBLB): 180
- Trans Bronchial needle aspiration: 80
- Bronchoalveolar lavage (BAL): 2000

Diagnosis

- Bronchogenic Carcinoma: 220
- Pulmonary tuberculosis: 2500
- ILD: 70
- Others: 45



4TH GENERATION DA VINCI ROBOT FOR ROBOTIC SURGERY

Da Vinci Robot IV Generation with four arms and dual consol – Only one of its kind among all Medical Colleges in Maharashtra, installed in 2018.

- **Surgeries performed:**

- Radical Prostatectomy
- Radical Hysterectomy
- Ca Bladder surgeries like cystectomy with ileal conduit.
- Robotic assisted tubal recanalization.
- Robotic cholecystectomy.
- Robotic radical nephrectomy.
- In 2018 - Robotic surgery performed - 17
- In 2019 - Robotic surgery performed - 19
- In 2020 - Robotic surgery performed - 9
- In 2021 - Robotic surgery performed - 7



4th Generation Da Vinci system in operation



Primary surgery console for 4th Generation Da Vinci Robotic system

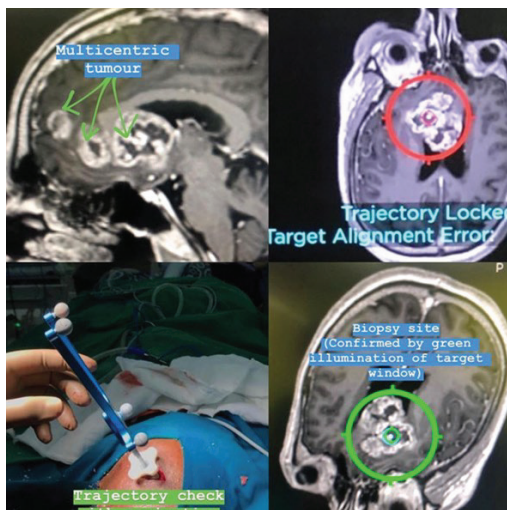


KINEVO 900 MICROSCOPE

- High End Devices
- Neurosurgery cases
- First in India
- Fully Loaded Robotic 3D Microscope with Exoscope and Endoscope
- 4K 3D viewing screen for PG Teaching



CT guided frame assisted stereotactic biopsies



Navigation guided
frameless stereotactoc
biopsy



Medtronic S8 Navigation System
(Fully Loaded Cranial and
Spinal, Optical And
Electromagnetic System)



3-TESLA MAGNETOM VIDA MRI WITH BIOMATRIX

First Bio-matrix technology-enabled MRI installation in the entire Asia-Pacific region, International Collaboration with Siemens Healthineers, Germany.

Patients benefited - 26280

- Intuitive and AI based technologies, operators are able to schedule one more patient per hour.
- BioMatrix respiratory and cardiac Sensors - Anticipate motion for high-quality results.
- BioMatrix Tuners with CoilShim technology and Slice Adjust technology
- Better in bore experience



LIVE ANIMAL MICROSURGICAL TRAINING STATION

- 10 Live microsurgical demonstrations done for PG





FIREFLY

Dr. D.Y. Patil Medical College, Hospital & Research Centre
Sant Tukaram Nagar, Pimpri,
Pune. 411 018. Maharashtra. India.

CALL: 020-27805100

www.medical.dpu.edu.in

