


# DPU DIVE



**MONTHLY NEWSLETTER**

**VOL. 07 | JAN 2025**



# DPU DIVE

Dr. D. Y. Patil Medical College,  
Hospital and Research  
Centre, Pimpri, Pune.



<https://www.instagram.com/DPUMedical>




<https://www.facebook.com/DPUMedical>



<https://medical.dpu.edu.in>

## Chief Patron



**Hon'ble Dr. P. D. Patil**

*Chancellor*


Dr. D. Y. Patil Vidyapeeth, Pune



**Hon'ble Dr. (Mrs.) Bhagyashree P. Patil**

*Pro Chancellor*

Dr. D. Y. Patil Vidyapeeth, Pune



**Hon'ble Dr. Yashraj Patil**

*Trustee and Treasurer*

Dr. D. Y. Patil Vidyapeeth, Pune



**Hon'ble Prof. Dr. N. J. Pawar**

*Vice Chancellor*

Dr. D. Y. Patil Vidyapeeth, Pune



<https://medical.dpu.edu.in>




# About the month

## A MILESTONE IN ORGAN TRANSPLANT!

We all know how DPU always aims to provide the best healthcare services to its patients. Our hospital has once again proved how we prioritize patient care that is driven by compassion, precision and excellence. On 10th of January a green corridor was created between the busiest cities of, Maharashtra: Pune and Mumbai for organ transportation. One can imagine what meticulous planning and execution must be required to even dare to attempt such an ambitious task. The efforts of both doctors, healthcare staff as well as Maharashtra police were fruitful when the critically ill patient successfully underwent a lifesaving lung transplant surgery, giving him a renewed chance of life!

**FUN-FACT:** Similar scenario is seen in the movie 'Traffic' making us realize what a difficult feat we have achieved as a hospital.



## COLLEGE KATTA SEASON 6 - THE POWER TRIO

The awaited season 6 of college Katta was full of inspiring stories of the 3 esteemed guests: The students' favourite who is always welcomed with an applause, and let's be honest, there's no one in the medical college who doesn't know him. It's none other than Dr. Neelesh Kanasker from the Department of Anatomy, along with College Katta season 5 fame, Dr. Ashwin Deshmukh from Department of Orthopaedics and our loving doctor and poet: Dr. Shilpa Kshirsagar from the Department of Gynaecology.

If you were present as the audience, or you have seen the 'katta' on YouTube, you've truly experienced how talented and multitasking doctors are. While Dr. Neelesh was a studious first bencher who was an obedient and inquisitive student, who would be the first one to reach the dissection hall, Dr. Ashwin was like most of us, a backbencher, who bunked classes, pranked people in the dissection hall and fully enjoyed his college life while studying for one of the toughest medical specialities.

If you know about the college events then you must know how Dr. Neelesh loves to be involved in the student activities. He also openly shares his love for music and singing, and never fails to channel his inner Kailash Kher when it comes to singing 'Teri Deewani'! If there's something you should definitely takeaway from

Dr. Shilpa, is loving your job as a medical professional. The way she is proud of her work, and recognizes how it holds a big impact over everyone around us; believe me, it is truly a delight to hear her speak. Not only this but she also writes beautifully. In this season, she narrated a poem about oxytocin and love, which makes you memorize all functions of oxytocin as hormone!

Summarizing season 6, one thing I learned as a viewer is that being a doctor is being a multitasker. You could be a backbencher or a frontbencher but if you put in the efforts and have passion, you can reach the peak of your chosen career! So while you have time in your college days, chase all that you want to do, live life but at the same time, work hard, become a doctor people look up to, like our esteemed and fun professors!

**FUNFACT:** Dr Neelesh would have chosen music as his alternate career if he was not an Anatomy professor (but we cannot imagine anatomy without Neelesh sir, can we?)

**FUN FACT:** Dr Neelesh and Dr. Deshmukh were actually batchmates and have studied at our own college in one of the initial batches, he nostalgically told us how "in their time", there were just 2 'chai ki tapri' outside the college campus, which were the main hangout spots!

# About the month



*On the bright morning of 26th January 2025, we proudly celebrated 76 glorious years of India's Republic Day. The event began with the unfurling of the Indian Flag by our Hon'ble Chancellor, Dr. P.D. Patil, accompanied by esteemed Deans, directors from various academic institutions, faculty, staff, and students.*

*In a tribute to the unity in diversity that defines our nation, the celebration also featured a grand parade by NCC cadets.*

*Pre-school children dressed up as freedom fighters honoring the sacrifices of our brave patriots.*



\*Credits: Heer Suhandani, Eshita Durve, Vedika Singh, Arya Ghotankar

# The Coming Month

## UPCOMING EVENTS

**23<sup>rd</sup> Feb :** CME Conference- Dept. Of Psychiatry

\*Credits: Khushi Shah, Saamer Aijaz, Shradha Nair

## Introducing the Students' Council 2025:

SR. NO.	NAME	DEPARTMENT	CLUB LINKS
1.	Krishna Agarwal	GS	8750068705   9888790000
2.	Isha Valecha		
3.	Deepansh Sinha	VGS	<a href="https://chat.whatsapp.com/GFE3ATgTDIkBIZ5TeM0Gsd">https://chat.whatsapp.com/GFE3ATgTDIkBIZ5TeM0Gsd</a>
4.	Shreeya Singh		
5.	Ayush Kumar	Arts	<a href="https://www.instagram.com/elysian_dyPMC/profilecard/?igsh=c3ptZTMbWlnbWR6">https://www.instagram.com/elysian_dyPMC/profilecard/?igsh=c3ptZTMbWlnbWR6</a>
6.	Kavin Maken		
7.	Maithilee Abale		
8.	Sakshi Deshmukh		
9.	Ishaan Sohoni	Music	<a href="https://chat.whatsapp.com/HoqP7KEkKL-w9TCjNuwyUuB">https://chat.whatsapp.com/HoqP7KEkKL-w9TCjNuwyUuB</a>
10.	Adarsh Jaiswal		
11.	Arkaja Sharma		
12.	Yashashvi Jadhav		
13.	Paakhi Goel	Dance	THE MOONWALKERS: <a href="https://chat.whatsapp.com/DTfIQEizk-w07Dm4gahLhXB">https://chat.whatsapp.com/DTfIQEizk-w07Dm4gahLhXB</a>
14.	Sakshi Gund		
15.	Meera Maniar		
16.	Anukriti Bhardwaj		
17.	Shreeyansh Lal		

SR. NO.	NAME	DEPARTMENT	CLUB LINKS
18.	Shatakshi Lahariya		
19.	Udityavardhan Singh		<a href="https://chat.whatsapp.com/GFE3ATgTDikBIZ5TeM0Gsd">https://chat.whatsapp.com/GFE3ATgTDikBIZ5TeM0Gsd</a>
20.	Mansi Masrani		
21.	Shivam Singh		
22.	Aditii Balasia	Debate / Guest Lectures	
23.	Devina Verma		
24.	Jimeet Gadhvi		
25.	Dhriya Shah		
26.	Harika Chhabra	Magazine	
27.	Mehek Sowani		<a href="https://chat.whatsapp.com/KmG-Bz0qpSnxI5lBFHXqoby">https://chat.whatsapp.com/KmG-Bz0qpSnxI5lBFHXqoby</a>
28.	Simran Arora		
29.	Nayonika Duneja		
30.	Abhinav Tiwari		
31.	Heer Suhandani	Alumni	<a href="https://chat.whatsapp.com/HKZPYpTAe-Cw9gbIBNc7yAC">https://chat.whatsapp.com/HKZPYpTAe-Cw9gbIBNc7yAC</a>
32.	Ananya Gupta		
33.	Aryan Sinha		
34.	Ved Singh	Photography	<a href="https://chat.whatsapp.com/GJMHFFpY-PUj1RdE0scxVa9">https://chat.whatsapp.com/GJMHFFpY-PUj1RdE0scxVa9</a>
35.	Vedika Singh		
36.	Nysha Gupta		
37.	Janhavi Rao	Research	
38.	Palak Gupta		
39.	Lavanya Gandhi		
40.	Saniya Ramteke	Website (Social Media)	<a href="https://www.instagram.com/dypmcstudentscouncil?igsh=bz11anh3b2NwenU4">https://www.instagram.com/dypmcstudentscouncil?igsh=bz11anh3b2NwenU4</a>
41.	Neil Gujar	Website (Social Media)	
42.	Siddhi Patil		
43.	Naumaan Choudhary		<a href="https://chat.whatsapp.com/FTXDVKfzQJcHR-pUL35slwu">https://chat.whatsapp.com/FTXDVKfzQJcHR-pUL35slwu</a>
44.	Aardra Ajay		
45.	Harsh Garg		
46.	Nakshatra Saraswat		

# Want to Change the World? Take Notes from Dr. Vikas Jadhav



**Dr. Vikas Jadhav**

Dr. Vikas Jhadav is the definition of excellence—30+ years in radiology, countless achievements, and an inspiring journey from curious student to global icon. This is one story you don't want to miss!

Dr. Vikas Jadhav's journey into medicine began with inspiration from his elder sister, a dedicated doctor. Drawn to radiology during his medical training, he developed a special interest in ultrasound imaging (USG) due to its ability to provide real-time, accurate diagnoses. A pivotal moment in his career was during his residency in January 1996 when he encountered a duodenal ulcer case that sparked his passion for gastrointestinal imaging. This led him to pursue a Ph.D. in 2015 in DPU, under the most able guidance of Brigadier Dr. Amarjit Singh and mentors Dr. Nikit Meha Radiologist, Dr. Rajesh Dharamsi, Medical Gastroenterologist, Dr. Nageshwar Reddy, Eminent Gastroenterologist & Dr. Harsh Mahajan, Eminent Radiologist. Dr. Vikas Jadhav has been granted worldwide Copyrights © (academic patents) for his groundbreaking research in ultrasonographic and imaging classification. These Copyrights © are valid in 161 countries under the Berne Convention and have been officially recognized by the Copyrights © Office, Government of India.

1. Dr. Vikas Jadhav's Ultrasonographic & Imaging Classification of an Ulcer in the Gastro-Intestinal Tract was granted copyright on 14th November 2022. This work is the result of 27 years of research, beginning on 18th January 1996.

2. 80-Slide PPT Lecture Presentation on the Above Classification was granted copyright on 29th August 2022. This presentation serves as an educational resource, further detailing the classification system.

3. Dr. Vikas Jadhav's Ultrasonographic & Imaging Classification of an Intra-Vascular Tumour Thrombo-Embolic Disease was granted copyright on 14th November 2022. This research began in July 2019 at DPU Pune and focuses on the imaging-based classification of vascular tumor thromboembolic diseases.

These academic patents highlight Dr. Vikas Jadhav's contributions to medical imaging and classification,

reinforcing his expertise in the field.

Dr Vikas Jadhav has witnessed the evolution of Ultrasonography with advancements like five layered GUT Signature Imaging on Sonography transforming the Gastro-Intestinal Tract Radiology. These innovative Pioneer non-invasive technologies now allow detailed visualization & evaluation of Gastro-Intestinal Tract Diseases, revolutionized patients care.

Beyond medicine, Dr Vikas Jadhav unwinds by spending time with family & parents, watching movies, and listening to the timeless duets of Lata Mangeshkar. If not radiology, he says he would have pursued paediatrics, but his passion for radiology and the constant innovation in Ultrasonography keep him deeply committed to his field.

Revolutionizing Gastrointestinal Imaging Dr. Vikas Jadhav has transformed diagnostics with his innovative "GUT Signature," a non-invasive ultrasonographic method that accurately detects gastrointestinal diseases with minimal discomfort, replacing traditional invasive techniques.

Global Expert and Trailblazer As the only global authority on transabdominal ultrasound for stomach and duodenal diseases, Dr. Jhadav's 80-slide research presentation is a goldmine for medical professionals and students. His work also extends to groundbreaking classifications in tumor thromboembolic disease.

Award-Winning Innovator With over 30 years of experience, he's earned global recognition, including the "Incredible Scientist of the World" and "Blackbuck Stellar Research" awards, cementing his place as a pioneer in radiology.

Legacy of Impact Dr. Jhadav's contributions have improved diagnostic precision, patient comfort, and accessibility, making him a true visionary in medical imaging.

**"There are many who take the beaten path, but there is only one who makes his own way.  
All are lucky, There is only one who changes fate."**

#### 1. What's one thing you always did before exams to calm your nerves?

"I was never stressed—always had a calm attitude."

#### 2. If you could have dinner with one celebrity, who would it be?

"Amitabh Bachchan and Narendra Modi. Imagine the stories at that table!"

#### 3. A college prank or funny incident you'll never forget?

"My seniors mimicked the Dean's voice and teased me—it was hilarious!"

#### 4. Morning person or a night owl in college?

"Night owl, no doubt"

#### 5. College experience in three words?

"Miss them badly."

#### 6. Favorite travel memory?

"30 countries for conferences—but next time, I'm going as a tourist!"

#### 7. Song that takes you back to college?

"Any timeless Lata Mangeshkar track."

#### 8. Go-to exam snack?

"Black coffee. It kept me alive!"

#### 9. Favorite movies back then?

"Sholay, 3 Idiots, and Rang De Basanti—classics!"

#### 10. Are you a foodie? Comfort food?

"Big-time foodie—non-veg seafood tops the list!"


#### 11. Least favorite subject?

"Maths. Enough said."

#### 12. Ever cheated in exams?

"Nope, never needed to!"

# FUN ZONE



## PYQs:

1.

A patient comes with abdominal pain, jaundice, and portal hypertension. Anastomosis between which of the following veins is seen?

- Left colic vein and middle colic veins
- Esophageal veins and left gastric veins
- Superior rectal and phrenic veins
- Sigmoid and superior rectal veins

2.

A student had his jaw locked while yawning. Which of the following muscles is attached to the articular disc of the temporomandibular joint?

- Lateral pterygoid
- Temporalis
- Masseter
- Medial pterygoid

3.

A female patient presented with acne that is not resolving on oral isotretinoin and antibiotics therapy. Which of the following is the next best investigation?

- Look for dietary triggers.
- Evaluate for hyperandrogenism
- Check for antibiotic resistance
- Look for drug triggers

4.

A young boy presents to the OPD with hypoglycemia and muscle cramps, on exertion or while playing. Then he becomes normal after resting for a while. These episodes are recurrent after a period of activity. He has decreased serum lactate and glucose levels. Which of the following diseases is he most likely to be suffering from?

- McArdle disease
- Hers disease
- Cori's disease
- Andersen disease

5.

During a busy clinic day, a patient with a complex medical condition requires extra time to discuss their concerns. However, there are several other patients waiting. According to AETCOM principles, how should you manage this situation?

- Rush through the current patient's consultation to accommodate the waiting patients.
- Politely explain to the current patient the need to manage time efficiently, and schedule a follow-up appointment to continue the discussion.
- Ignore the waiting patients and spend as much time as needed with the current patient.
- Ask the patient to wait while you quickly see other patients before resuming their consultation.

## Jokes

**Q. Why did the skeleton go to the party alone?**

**A. He had nobody to go with!**

**Q. What is a doctor who fixes websites called?**

**A. A URL-ologist!**

**Q. Why did the computer go to the doctor?**

**A. It had a virus!**

## Facts

**1. Are we Bacterial chariots?**

The human body contains 39 trillion bacterial cells outnumbering human cells by 9 trillion.

**2. People of steel**

Ounce for ounce, human bone is stronger than steel. A cubic inch of bone can bear the weight of 5 pickup trucks. Try it if you dare.

**3. The appendix might not be useless after all**


Ounce for ounce, human bone is stronger than steel. A cubic inch of bone can bear the weight of 5 pickup trucks. Try it if you dare.

## Answers for PYQs:

1. b 2. a 3. a 4. b 5. b



# Crossword



## Across

- 6 Tourniquet test positive, break bone fever seen
- 9 Koplik's spots seen in
- 10 Test done for hernia to differentiate between femoral and inguinal types
- 11 An injury where there is wearing off of skin usually cause by a scrape
- 12 Policemen of the abdomen
- 13 Why don't yogurt and medicine get along ? Because one is a ----- and the other is an antibiotic
- 14 Treatment of syphilis
- 15 Heartburn is also known as
- 16 Test done during third trimester of pregnancy to measure blood flow
- 17 A pill, injection or procedure designed to look and be given in the same way as active treatment without any actual therapeutic value

## Down

- 1 Injection given for pain relief in childbirth
- 2 Why did they take paracetamol to prison? Because it was a -----
- 3 Why did they take paracetamol to collapse
- 4 Non blanching spots measuring <2mm
- 5 ----- triangle is a characteristic feature seen in osteosarcoma
- 6 Prokinetic antiemetic that does not cross BBB
- 7 Adigestive fluid produced elsewhere and stored in the gall bladder
- 8 Type of edge seen in ulcers of TB and syphilis

\*Credits: Dhriya Shah, Paridhi Jain, Mukund Yamdagni

# Messages for Students

## “Students old and New”



*It is amazing how time flies! Feels as if it is still 2014 when I joined the DYP family, facing my first batch of students of a “private medical college” with trepidation coming from an army background and an army college too, wondering what would it be like?*

*Students are students varying widely- some enthusiastic, some skeptical about their own worth, some naughty, constantly distracting the class, mischievous, and then there are those who sleep through the class making you wonder about yourself as a teacher? Am I that bad?*

*I have had my share of these ‘rascals’-sitting under the bench instead of ‘on’ it, coming to dissection hall wearing colorful rings, bracelets, with long flowing tresses freshly washed- and mind you they were boys! On being told that in dissection hall the ‘appendages of skin’ need to be tied up or restricted, they have astounded me by putting on a hairband and making a ponytail!! Got me into ‘grave’ trouble with the staff because that started a ‘trend’, promoted the ‘Rockstar’ look amongst the boys!!*

*Down the years there has been a subtle change in the students. The present generation is very ‘informed’ and doesn’t need any teaching. Guess digitization, IT boom and COVID has made them adapt to an isolated, self-centered and selfreliant lifestyle. All queries are nowadays solved by “Google”, but one does miss those curious interactive students who questioned us endlessly, pestered us for that simple ‘good’ for their ghastly histology diagrams (God alone knows what is the actual color of eosin!!).*

*Those energetic teenagers competing to do the best dissection without being offered any reward or just a “Wonderful work!” that got us some of the widest smiles. They didn’t sit still until they dragged us to show their achievement... making the cadaveric tendon of Flexor Pollicis longus move the thumb!!! Miss them a lot.*

*Teenage angst, new found freedom, peer pressure, fear of telling parents (must be more reasons) lead the so called adults to confide into us, share their trials and tribulations not worrying about peer opinion. You’d be surprised at how much I got to understand the current youth when they poured their hearts out to us. How many a broken hearts we tried to counsel console (to no avail), how many roommate quarrels we heard about, how many fights (we tried to resolve), how many confessions (we tried to dissuade and get them back on track), how many family problems we heard of (made us so worried)....we lost a few too.*

*This ‘humane’ side, that closeness, those engaging discussions, that challenging behavior, will all be missed. Hopefully we shared their burden, solved their problems or just listened to them when their parents couldn’t and helped them along a bit in their struggles.*

— Dr. Pallavi Bajpayee, Professor of Anatomy.



# A Mentor's *Imperative!*

*Mentors are the co-pilot in a student's academic journey.*

*A mentor is a guide, friend, or philosopher who offers unbiased, non-judgemental support, empathy, and constructive feedback. A mentor should be willing to give time and share knowledge, resources, and expertise.*

*Mentorship involves sincere, open communications of interest and concerns. However, it must be a mutual two-way street where both mentor-mentee have trust and good communication. Mentorship has been around in different forms for years shaping individuals personally and professionally.*

“ *A mentor is someone who sees more talent and potential in you than you can see in yourself and helps it out of you.*

*- Bob Proctor*

”

## **Key points about mentorship:**

- *Listening is the key to effective mentorship.*
- *As a mentor, you must take the first step.*
- *Mentorship is a two-way street.*
- *As a mentee, go the extra mile and thank your teachers.*

*From the desk of:*

**Dr. Deepali Desai**

*Coordinator, IQAC*

*Asst. Prof, Department of Microbiology*

*\*Credits: Ayushi Singh, Purva Redkar, Simran Arora*

# Students' Achievements and Research

## **HIERARCHY OF RESEARCH**

### **1. CONCEPTION OF IDEA -**

A spark of thought arose in your mind that you want to do a research project

### **2. DEFINE YOUR FIELD OF INTEREST**

It refers to selecting a subject in which you want to do your project

### **3. CONVERSE AND DISCUSS WITH THE FACULTY PERTAINING TO YOUR FIELD OF INTEREST-**

Go and talk to the faculty of the concerned department/subject in which you want to do research and decide on a " topic of interest "

### **4. LITERATURE REVIEW -**

Understand what has already been done in that area.

### **5. START FORMULATING YOUR HYPOTHESES**

This will involve research methodology data collection, data analysis, interpretation of results and ultimately writing the research paper.

### **6. REVIEW YOUR ARTICLE or PEER REVIEW**

After completion of writing the research paper, get it reviewed by your mentor or experts in that field

### **7. READY FOR PUBLICATION or THE PUBLISHING PART**

Apply to a Medical Journal, requesting to publish your article in their journal, which overlaps your topic and is listed in at least any one of the major indexing journals- Pubmed, SCOPUS, web of science.

## **PROS**

1. Future career advancements
2. Knowledge expansion
3. Contributions to societies
4. Network buildup
5. Personal satisfaction

## **CONS**

1. Time consuming
2. Lack of guidance
3. Pressure of novelty (Plagiarism)
4. Rejections criticism
5. Expensive

\*Credits: Abdul Ahad, Arvind Kondapalli, Sandipta

# Message from the Editor

Dear Readers,

We hope you enjoyed the read.

We request all the readers to please give their valuable feedback so that we can make DPU Dive even better.

With exciting new updates and activities, we will be back next month.

Thank you for the read  
DPU Dive Editorial Board 2025

## Credits

**Parth Gulabani**  
Intern

**Krishna Agarwal**  
3rd MBBS Part II

**Kshitij Chawla**  
3rd MBBS Part II

**Eshita Durve**  
3rd MBBS Part II

**Shreeya Singh**  
3rd MBBS Part II

**Arvind Kondapalli**  
3rd MBBS Part II

**Khushi Shah**  
3rd MBBS Part I

**Shatakshi Lahariya**  
3rd MBBS Part I

**Vidushee Manchanda**  
3rd MBBS Part I

**Ananya Tandon**  
3rd MBBS Part I

**Sandipta**  
3rd MBBS Part I

**Vedika Singh**  
3rd MBBS Part I

**Satvika Aggarwal**  
3rd MBBS Part I

**Dhriya Shah**  
3rd MBBS Part I

**Heer Suhandani**  
3rd MBBS Part I

**Paridhi Jain**  
3rd MBBS Part I

**Rohit Diwate**  
2nd MBBS

**Shradha Nair**  
2nd MBBS

**Rucha Ratnaparkhi**  
3rd MBBS Part I

**Simran Arora**  
3rd MBBS Part I

**Purva Redkar**  
3rd MBBS Part I

**Abdul Ahad**  
2nd MBBS

**Mukund Yamdagni**  
2nd MBBS

**Fariyah**  
2nd MBBS

**Saamar Aijaz**  
2nd MBBS

**Arya Ghotankar**  
2nd MBBS

**Ayushi Singh**  
2nd MBBS